PADRE DAM
Municipal Water District

AGENDA

REGULAR MEETING OF THE BOARD OF DIRECTORS
WEDNESDAY, NOVEMBER 2, 2022 – 4:00 PM
9300 FANITA PARKWAY, SANTEE, CA 92071

NOTICE TO THE PUBLIC

The meeting will be held at the appointed meeting place, the Board Room at the District's Customer Service Center, located at 9300 Fanita Parkway in Santee.

The meeting is also being held virtually via Zoom pursuant to recent amendments to the Brown Act permitting virtual meetings and waiving certain teleconference requirements under certain circumstances. Some Board Members may attend the meeting virtually pursuant to such Brown Act amendments.

Register to watch the webinar via the link below:
November 2, 2022 Board Meeting
After registering, you will receive a confirmation with a link to join the webinar.

For teleconference dial:
+1-646-568-7788
Webinar/Meeting ID:
861 5163 0747#
Enter # for participant ID

PUBLIC COMMENT INSTRUCTIONS

Members of the public may address the Board on any item on the agenda when the item is considered, or under "Opportunity for Public Comment" regarding items not on the posted agenda that are within the subject matter jurisdiction of the Board. If attending via Zoom, attendees must click the hand raise icon within the meeting platform and will be called on to unmute themselves when it is their turn to speak. If attending in person, fill out a "request to speak" form located near the entrance of the board room and give to the Board Secretary. Public comments are limited to 3 minutes.

Public comments may also be submitted in writing through the public comment e-form at least a half hour prior to the start of the meeting or mailed to the attention of Amy Pederson, Padre Dam, PO Box 719003, Santee, CA 92072. These public comment procedures supersede the District's normal public comment policies and procedures to the contrary.

The complete agenda package is available for public review at www.PadreDam.org. No action may be taken on any item not appearing on the posted agenda, except as provided by Gov. Code Section 54954.2. Any written materials provided to the Board within 72 hours of the meeting regarding any item on this agenda will be available for public inspection on the District's website. For questions or request for information related to this agenda contact Amy Pederson, Board Secretary, at 619.258.4614 or apederson@padre.org.

Upon request, this agenda will be made available in appropriate alternative formats to persons with disabilities, as required by Section 202 of the American with Disabilities Act of 1990. Any person with a disability who requires a modification or accommodation in order to participate in a meeting should contact our ADA Coordinator: Larry Costello at 619.258.4678 or lcostello@padre.org.

AGENDA

- **CALL TO ORDER**

- **PLEDGE OF ALLEGIANCE**

- **OPPORTUNITY FOR PUBLIC COMMENT**

  Opportunity for members of the public to address the Board regarding items not appearing on this agenda and are within the jurisdiction of the Board (Gov. Code 54954.3)

- **ITEMS TO BE ADDED, WITHDRAWN OR REORDERED ON THE AGENDA**

1. APPROVAL OF MINUTES

Recommendation:

Approve the minutes of the October 19, 2022 Regular Board Meeting.

- **CONSENT AGENDA**

  Items are considered to be routine and will be acted upon by a single motion without discussion, unless a Board Member, staff, or the public request a specific item be removed from the consent agenda for discussion.

2. GENERAL MANAGER'S EXPENSE CLAIM

Recommendation:

Approve claim and authorize payment.

3. AUTHORIZATION FOR REMOTE TELECONFERENCE PUBLIC MEETINGS IN ACCORDANCE WITH ASSEMBLY BILL 361

Recommendation:

Make findings that the Governor's Proclamation of a State of Emergency remains in effect, and state and local officials continue to impose or recommend social distancing, and authorize remote teleconference meetings for Padre Dam's legislative bodies pursuant to Brown Act provisions enacted by AB 361.

4. RESOLUTION HONORING AND COMMENDING DIRECTOR DOUG WILSON FOR OVER 33 YEARS OF OUTSTANDING PUBLIC SERVICE

Recommendation:

Adopt Resolution honoring and commending Director Doug Wilson for over 33 years of outstanding public service.

5. RESOLUTION RECOGNIZING LISA SORCE FOR 10 YEARS OF DISTRICT SERVICE

Recommendation:

Adopt Resolution recognizing Lisa M. Sorce, Director of Human Resources and Administrative Services, upon completion of 10 years of service with Padre Dam.

6. RESOLUTION RECOGNIZING DEANA VERBEKE, HELIX WATER DISTRICT BOARD MEMBER

Recommendation:

Adopt Resolution recognizing and honoring DeAna Verbeke, Helix Water District Board Member, for her accomplishments and many years of public service.

7. AMENDMENT FOR THE WATER AND SEWER CAPACITY FEE STUDY (JN 221001)

Recommendation:

Authorize the CEO/General Manager to execute an amendment to the original professional engineering services agreement with Carollo Engineers, Inc. for the Water and Sewer Capacity Fee Study for an additional amount not to exceed $9,934, making the total contract amount $90,136.

- **ACTION AGENDA**

Items on the Action Agenda call for discussion and action by the Board. All items are placed on the Agenda so that the Board may discuss and take action on the item if the Board is so inclined.

8. PUBLIC HEARING TO CONSIDER AMENDMENTS TO SANTEE LAKES RECREATION PRESERVE RULES AND REGULATIONS, FEE STRUCTURE AND RANGES, EFFECTIVE JANUARY 1, 2023

Recommendation:

1. Hear staff report.
2. Open public hearing to receive comments; close hearing.
3. Adopt Ordinance approving the proposed amendments to Section 9, Santee Lakes Recreation Preserve Rules and Regulations and fee structure.

- **REPORTS**

The following items are reports and are placed on the Agenda to provide information to the Board and the public. There is no action called for on these items. The Board may engage in discussion upon which a specific subject matter is identified but may not take any action other than to place the matter on a future agenda.

9. BOARD REPORTS

A. County Water Authority (CWA) Board of Directors Meeting
B. Metro Commission/Metro Wastewater JPA
C. Santee Chamber of Commerce Board Meeting
D. San Diego East County Chamber of Commerce Government Affairs & Infrastructure Land Use Committee
E. Other meetings/conferences/events attended by Directors per AB1234 (Council of Water Utilities, CSDA San Diego Chapter, etc.)

- **DIRECTORS COMMENTS**

Directors' comments are to be related to District business which may be of interest to the Board. They are placed on the agenda to enable individual Board Members to convey information to the Board and the Public. There is to be no discussion or action taken on comments made by Board Members.

10. DISTRICT COUNSEL'S REPORT

11. GENERAL MANAGER'S REPORT

12. INFORMATIONAL REPORTS

A. Finance and Treasurer's Report for the Three Months Ended September 30, 2022

- **CLOSED SESSION**

At any time during the regular session, the Board may adjourn to closed session to consider litigation, or discuss with Legal Counsel matters within the attorney-client privilege, subject to the appropriate disclosures.

13. CLOSED SESSION

A. PUBLIC EMPLOYEE PERFORMANCE EVALUATION (GOV. CODE SECTION 54957)
Recommendation:
Discuss performance evaluation of CEO/General Manager

B. CONFERENCE WITH LABOR NEGOTIATOR (GOV. CODE SECTION 54957.6)
Recommendation:
Agency negotiator: President Pommering; Paula de Sousa with Best Best & Krieger
Unrepresented Employee: CEO/General Manager

C. PUBLIC EMPLOYEE PERFORMANCE EVALUATION (GOV. CODE SECTION 54957)
Recommendation:
Discuss performance evaluation of General Counsel, Best Best & Krieger

- **ADJOURNMENT**

CERTIFICATION OF POSTING

I certify that on October 28, 2022, I posted a copy of the foregoing agenda near the regular meeting place of the Board of Directors of Padre Dam Municipal Water District, said time being at least 72 hours prior to the meeting, in accordance with Gov. Code Section 54954.2(a).

Amy Pederson

Amy Pederson, Board Secretary

November 2022

November 2022

Su	Mo	Tu	We	Th	Fr	Sa
		1	2	3	4	5
6	7	8	9	10	11	12
13	14	15	16	17	18	19
20	21	22	23	24	25	26
27	28	29	30			

December 2022

Su	Mo	Tu	We	Th	Fr	Sa
				1	2	3
4	5	6	7	8	9	10
11	12	13	14	15	16	17
18	19	20	21	22	23	24
25	26	27	28	29	30	31

MONDAY	TUESDAY	WEDNESDAY	THURSDAY	FRIDAY
Oct 31	Nov 1 7:30am San Diego East County Chamber's Government Affairs Committee meetings	2 4:00pm Board Meeting	3 12:00pm Metro Commission/JPA	4
7	8	9	10 1:30pm CWA Special Board Meeting	11 Veterans' Day (Office Closed)
14 8:30am Santee Chamber Governmental Affairs Committee	15 8:00am COWU	16 7:30am East County Economic Development Council 4:00pm Board Meeting	17 7:30am Santee Chamber Board Mtg 9:00am CWA Board Mtg 2:00pm East County AWP JPA Board Meeting 6:00pm CSDA Quarterly Meeting	18
21	22	23	24 Office Closed Thanksgiving	25
28 4:00pm Facilities Dev. & Ops Committee	29	30	Dec 1	2

December 2022

December 2022

Su	Mo	Tu	We	Th	Fr	Sa
				1	2	3
4	5	6	7	8	9	10
11	12	13	14	15	16	17
18	19	20	21	22	23	24
25	26	27	28	29	30	31

January 2023

Su	Mo	Tu	We	Th	Fr	Sa
1	2	3	4	5	6	7
8	9	10	11	12	13	14
15	16	17	18	19	20	21
22	23	24	25	26	27	28
29	30	31				

MONDAY	TUESDAY	WEDNESDAY	THURSDAY	FRIDAY
Nov 28	29	30	Dec 1 12:00pm Metro Commission/JPA	2
5 4:00pm FW: Park Committee	6 7:30am San Diego East County Chamber's Government Affairs Committee meetings	7 4:00pm Board Meeting	8	9
12 4:00pm Finance & Admin (F&A) Committee	13	14	15 7:30am Santee Chamber Board Mtg 2:00pm East County AWP JPA Board Meeting	16
19	20	21 7:30am East County Economic Development Council 4:00pm Board Meeting	22	23
26	27	28	29	30

January 2023

January 2023

Su	Mo	Tu	We	Th	Fr	Sa
1	2	3	4	5	6	7
8	9	10	11	12	13	14
15	16	17	18	19	20	21
22	23	24	25	26	27	28
29	30	31				

February 2023

Su	Mo	Tu	We	Th	Fr	Sa
			1	2	3	4
5	6	7	8	9	10	11
12	13	14	15	16	17	18
19	20	21	22	23	24	25
26	27	28				

MONDAY	TUESDAY	WEDNESDAY	THURSDAY	FRIDAY
Jan 2	3 7:30am San Diego East County Chamber's Government Affairs Committee meetings	4 4:00pm Board Meeting	5 12:00pm Metro Commission/JPA	6
9	10	11	12	13
16 8:30am Santee Chamber Governmental Affairs Committee	17 8:00am COWU	18 7:30am East County Economic Development Council 4:00pm Board Meeting	19 7:30am Santee Chamber Board Mtg 2:00pm East County AWP JPA Board Meeting	20
23	24	25	26 9:00am CWA Board Mtg	27
30	31	Feb 1	2	3

February 2023

February 2023

Su	Mo	Tu	We	Th	Fr	Sa
			1	2	3	4
5	6	7	8	9	10	11
12	13	14	15	16	17	18
19	20	21	22	23	24	25
26	27	28				

March 2023

Su	Mo	Tu	We	Th	Fr	Sa
			1	2	3	4
5	6	7	8	9	10	11
12	13	14	15	16	17	18
19	20	21	22	23	24	25
26	27	28	29	30	31	

MONDAY	TUESDAY	WEDNESDAY	THURSDAY	FRIDAY
Jan 30	31	Feb 1 4:00pm Board Meeting	2 12:00pm Metro Commission/JPA	3
6	7 7:30am San Diego East County Chamber's Government Affairs Committee meetings	8	9	10
13	14	15 7:30am East County Economic Development Council 4:00pm Board Meeting	16 7:30am Santee Chamber Board Mtg 2:00pm East County AWP JPA Board Meeting 6:00pm CSDA Quarterly Meeting	17
20 Office Closed (Presidents' Day) - 8:30am Santee Chamber Governmental Affairs Committee	21	22 4:00pm Park Committee	23 9:00am CWA Board Mtg	24
27 4:00pm Facilities Dev. & Ops Committee	28	Mar 1	2	3

MINUTES OF THE REGULAR MEETING
OF THE BOARD OF DIRECTORS OF PADRE DAM
MUNICIPAL WATER DISTRICT HELD ON
WEDNESDAY, OCTOBER 19, 2022

The regular meeting of the Board of Directors of Padre Dam Municipal Water District was held on Wednesday, October 19, 2022, at the appointed meeting place, the Board Room at the District's Customer Service Center, located at 9300 Fanita Parkway in Santee and by video conference as an option for remote participation pursuant to recent amendments to the Brown Act permitting virtual meetings and waiving certain teleconference requirements under certain circumstances.

President Pommering called the meeting to order at 4:00 pm. A quorum was declared by roll call vote, and the following Directors were present: Caires, Pommering, Qualin, Till and Wilson.

Directors absent: None

Staff members present: Kyle Swanson, CEO/General Manager; Mark Niemiec, Director of AWP; Karen Jassoy, CFO/Director of Finance; Lisa Sorce, Director of Human Resources & Administrative Services; Paul Clarke, Director of Operations & Water Quality; Jeff Moneda, Director of Engineering; Laura Koval, Director of Park & Recreation; Amy Pederson, Board Secretary; Paula de Sousa, District Counsel; Melissa McChesney, Communications Manager; Jessica Reifschneider, Administrative Assistant; Lewis Clapp, Engineering Manager; Megan Monteith, Park Recreation Manager; Greg Even, Park and Recreation Supervisor; Jen Gordon, GIS Coordinator; Diane Johnson, Information Systems Technical Specialist; Emily Fleming, Customer Service Representative; Vincent De Anda, Engineering Technician

Visitors present: Justin Ryan, Santee resident; Brian Fordyce, Fordyce Construction; Kathi Monteith; Jose Orosco; John Morley

OPPORTUNITY FOR PUBLIC COMMENT

Justin Ryan, Santee resident, referenced a topic from the May 2022 Facilities Development and Operations Committee meeting regarding measurements of mercury, cadmium and MTBE recorded at several wastewater sites and inquired if there would be an update on this topic at the next Facilities Development and Operations Committee meeting.

Director Pommering requested staff provide an update at a future meeting.

ITEMS TO BE ADDED, WITHDRAWN, OR REORDERED ON THE AGENDA

There were no items to be added, withdrawn, or reordered at this time.

1. APPROVAL OF MINUTES

On motion of Director Till, seconded by Director Qualin, and unanimously carried by roll call vote, the minutes of the September 21, 2022 and October 5, 2022 Regular Board Meetings were approved as submitted.

- **CONSENT AGENDA**

Items are considered to be routine and will be acted upon by a single motion without discussion, unless a Board Member, staff, or the public request a specific item be removed from the consent agenda for discussion.

Director Wilson requested item 6 be pulled for discussion.

On motion of Director Wilson, seconded by Director Till, and unanimously carried by roll call vote, items 2 through 5 were approved as submitted.

2. DEMAND PAYMENTS

The Board approved Demand Payments from August 31, 2022 to September 28, 2022.

3. DIRECTORS COMPENSATION AND EXPENSE CLAIMS

The Board approved claims and authorized payments.

4. CAPITALIZATION OF CONTRIBUTED ASSETS

The Board accepted the Contributed Assets report and adopted Resolution 2022-31 authorizing the amount indicated to be added to the appropriate accounting records.

5. QUITCLAIM OF SEWER EASEMENT ON APN 483-090-16-00

The Board adopted Resolution 2022-32 approving the Quitclaim of a sewer easement located on APN 483-090-16-00 to the property owner, JKC Graves, LLC.

6. SANTEE LAKES AQUATIC WEED HARVESTER PURCHASE

Responding to Director Wilson, Greg Even, Park and Recreation Supervisor, stated the Park budget includes funds to replace the current aquatic weed harvester, highlighting no funds from water or sewer ratepayers will be used for the purchase. He explained the current harvester is over twenty years old and currently inoperable, however parts have been ordered and it is expected to be repaired soon. Additionally, he explained the new harvester would be delivered in 2024 and confirmed the only payment that would be made for the harvester would be a deposit and final payment would be made after delivery.

Director Wilson made a motion to approve staff's recommendation with the caveat that the product is not paid for in full before it is delivered, understanding that a deposit may need to be paid.

On motion of Director Wilson, seconded by Director Pommering, and unanimously carried by roll call vote, the Board approved the sole source purchase of a replacement Aquatic Weed Harvester and related equipment totaling $255,300 from Aquarius Systems with the caveat that, besides a deposit, the product will be paid for at the time of delivery.

● **ACTION AGENDA**

Items on the Action Agenda call for discussion and action by the Board. All items are placed on the Agenda so that the Board may discuss and take action on the item if the Board is so inclined.

7. DELEGATION OF AUTHORITY TO CEO/GENERAL MANAGER REGARDING ASSIGNMENT OF PROFESSIONAL SERVICES AGREEMENT FOR CONCESSION SERVICES AT SANTEE LAKES RECREATION PRESERVE

Megan Monteith, Park and Recreations Manager, provided background information on the agreement for concession services at Santee Lakes approved by the Board on February 17, 2021 and explained the current vendor, Tin Fish, provided notice that it intends to cease its operation at Santee Lakes. She reviewed language in the contract explaining the District may approve assignment of the existing Concession Service License Agreement at its sole discretion and provided next steps for selecting an alternate concessionaire to take over the current three year agreement.

On motion of Director Caires, seconded by Director Wilson, and unanimously carried by roll call vote, the Board authorized the delegation of authority to the CEO/General Manager or his designee to approve assignment of the current Professional Services Agreement for Concession Services at Santee Lakes upon terms deemed acceptable to the CEO/General Manager or his designee, and take such other actions necessary to effectuate the assignment.

- **REPORTS**

The following items are reports and are placed on the Agenda to provide information to the Board and the public. There is no action called for on these items. The Board may engage in discussion upon which a specific subject matter is identified but may not take any action other than to place the matter on a future agenda.

8. BOARD REPORTS

A. County Water Authority (CWA) Board of Directors Meeting
Director Pommering explained the meeting is scheduled for next week.

B. Metro Commission/Metro Wastewater JPA
Karen Jassoy, Director of Finance, reported the JPA Board approved a change to the Metro JPA agreement that will be going to all member agencies, including Padre Dam, for approval and explained the change is removing the requirement that the JPA attorney be an attorney of a member agency. She also reported on the JPA's year-end financials.

C. San Diego Area Wastewater Management District (SanDist) Annual Meeting
Director Pommering reported this meeting was not attended.

D. Santee Chamber of Commerce Governmental Affairs Committee Meeting
Director Pommering reported this meeting was canceled.

E. East County Economic Development Council
Director Pommering offered to answer questions to his written report.

F. Other meetings/conferences/events attended by Directors per AB1234
(Council of Water Utilities, CSDA San Diego Chapter, etc.)
None

- **DIRECTORS COMMENTS**

Directors' comments are to be related to District business which may be of interest to the Board. They are placed on the agenda to enable individual Board Members to convey information to the Board and the Public. There is to be no discussion or action taken on comments made by Board Members.

None

9. DISTRICT COUNSEL'S REPORT

Paula de Sousa, District Counsel, provided an updated on SB 717, recently signed into law, related to the Department of Technology, on or before May 1, 2024, submit a report to specified legislative committees that identifies barriers to, and opportunities for, investment in, and efficient

building of, broadband access points on private and government-owned structures and property, private and public lands and buildings, and public rights of way and explained the impacts to the District.

10. GENERAL MANAGER'S REPORT

Kyle Swanson, General Manager, introduced new staff Jeff Moneda, Director of Engineering, and Lewis Clapp, Engineering Manager for the Development Services Department, and welcomed both to the District.

Board members welcomed Mr. Moneda and Mr. Clapp to the District.

- **CLOSED SESSION**

  At any time during the regular session, the Board may adjourn to closed session to consider litigation, or discuss with Legal Counsel matters within the attorney-client privilege, subject to the appropriate disclosures.

- **ADJOURNMENT**

  President Pommering declared the meeting adjourned at 4:26 pm.

_____
Board President

ATTEST:

_____
Board Secretary

Travel and Meeting Expense Report

Name: Kyle Swanson	Employee # 196031	Dept.	GM
Purpose: AWWA Conference	Cost Center 99	Dates	10/24-10/26
Location: Sacramento, CA			

Dates:	10/24/22	10/25/22	10/26/22				Totals
Paid by District warrant or District Credit Card							
1. Registration/Tuition	$ 574.00						$ 574.00
2. Lodging	$ 295.14	$ 295.14					$ 590.28
3. Air Transportation	$ 58.97		$ 58.98				$ 117.95
4. Ground Trans./Vehicle Rental	$ 24.89		$ 72.55				$ 97.44
5. Breakfast			$ 23.58				$ 23.58
6. Lunch							$ -
7. Dinner	$* 100.59	$ 30.00					$ 130.59
8. Other							$ -
9. Subtotal (Items 1-8)	**$ 1,053.59**	**$ 325.14**	**$ 155.11**	**$ -**	**$ -**	**$ -**	**$ 1,533.84**
Paid by Claimant (Cash, Personal Credit Card or Check							
10. Registration/Tuition							$ -
11. Lodging							$ -
12. Air Transportation							$ -
13. Ground Trans./Vehicle Rental							$ -
14. Personal Vehicle Use		Total Miles:		at rate	0.625		$ -
15. Vehicle Parking							$ -
16. Breakfast							$ -
17. Lunch							$ -
18. Dinner							$ -
19. Other							$ -
20. Subtotal (Item 10-19)	**$ -**	**$ -**	**$ -**	**$ -**	**$ -**	**$ -**	**$ -**
Summary of Trip/Meeting Expenditures							
21. Total District Trip/Meeting Expense (item #9 plus item #20)							$ 1,533.84
22. Paid by District							$ 1,533.84
24. Amount due to Claimant							$ -

Signed *Kyle Swanson*

Approved

Date 10/27/2022

Reviewed

*Dinner on 10/24/22 included 2 Consultants

PADRE DAM Municipal Water District **BOARD AGENDA REPORT**	**Meeting Date:** 11-02-2022 **Dept. Head:** Kyle Swanson **Submitted by:** Amy Pederson **Department:** Administration **Approved by:** Kyle Swanson, CEO/GM

SUBJECT: AUTHORIZATION FOR REMOTE TELECONFERENCE PUBLIC MEETINGS IN ACCORDANCE WITH ASSEMBLY BILL 361

RECOMMENDATION(S):

Make findings that the Governor's Proclamation of a State of Emergency remains in effect, and state and local officials continue to impose or recommend social distancing, and authorize remote teleconference meetings for Padre Dam's legislative bodies pursuant to Brown Act provisions enacted by AB 361.

ALTERNATIVE(S):

None recommended; not implementing AB 361 would result in the requirement to adhere to previous Brown Act provisions that include providing the location of any Board Member teleconferencing on the agenda and posting the agenda at their publicly accessible teleconference site.

ATTACHMENT(S):

None

FUNDING:

Requested amount: n/a
Budgeted amount:
Are funds available? ☐ Yes ☐ No
Project cost to date:

PRIOR BOARD/COMMITTEE CONSIDERATION: The Board last made the required findings authorizing continued use of remote teleconference public meetings at its October 5, 2022 meeting.

STRATEGIC PLAN IMPLEMENTATION:

This agenda item is consistent with the District's Strategic Plan and meets one or more of the following Strategic Goals: Provide safe, reliable water, recycled water and sewer services; Ensure fiscal health and competitively sustainable rates; Enhance customer communications and education; Increase water, wastewater and energy independence; Maintain workforce excellence; Expand park and recreation opportunities.

Reviewed by:		**Action Required:**		**Policy Updates:**		**Action Taken:**
Dept Head	☒	Motion	☒	Rules & Regulations	☐	As Recommended _____
Finance	☐	Resolution	☐	Standard Practices & Policies	☐	Reso/Ord. No. _____
Legal Counsel	☒	Ordinance	☐			Other _____
Standard Form	☐	None	☐			

EXECUTIVE SUMMARY:

In order to continue to allow virtual or hybrid (virtual and in person) public meetings without the need to comply with the Brown Act's pre-pandemic teleconferencing requirements the Board must comply with provisions of AB 361 which include adopting findings every 30 days that 1) the Board has reconsidered the circumstances of the state of emergency and 2) the state of emergency continues to directly impact the ability of the members to meet safely in person or state or local officials continue to impose or recommend measures to promote social distancing.

Currently the COVID-19 State of Emergency remains in effect, and state and local health officials continue to recommend or require social distancing. Therefore, staff recommends the Board make the required findings and authorize remote teleconference meetings for Padre Dam's legislative bodies pursuant to Brown Act provisions enacted by AB 361.

DESCRIPTION:

As the COVID-19 pandemic has evolved, so has the legislation governing public meetings (Board and Committee meetings) subject to the Brown Act. Beginning in March 2020, Governor Newsom issued a series of Executive Orders in an effort to contain the spread of the COVID-19 virus. These Executive Orders (N-25-20, N-29-20, N-35-20) collectively modified certain requirements of the Brown Act and expired on September 30, 2021.

Assembly Bill (AB) 361 was passed and, effective October 1, 2021, amended the Brown Act to allow public agencies to continue conducting virtual/remote meetings without the need to comply with all of the "pre-pandemic" teleconferencing requirements so long as the following conditions are met:

- There is a gubernatorial proclaimed state of emergency.
- There are state or local measures to promote or require social distancing.
- The agenda must include the meeting link or dial-in for public access.
- Members of the public must be allowed to address the Board in real-time during the meeting.
- Public comments can no longer be required to be submitted in advance.
- If technical problems arise that result in the public's access being disrupted, the legislative body may not take any vote or other official action until the technical disruption is corrected and public access is restored.
- The Board must adopt findings every 30 days that 1) the Board has reconsidered the circumstances of the state of emergency and 2) the state of emergency continues to directly impact the ability of the members to meet safely in person or state or local officials continue to impose or recommend measures to promote social distancing.

The provisions enacted by AB 361 providing flexibility to meet remotely during a proclaimed emergency will sunset on January 1, 2024.

Padre Dam's Board last adopted the required findings at its October 5, 2022 meeting and must do so again at its November 2, 2022 meeting in order to continue to meet remotely under modified Brown Act requirements for the next 30 days.

Currently the Governor-declared State of Emergency remains in effect, and state and local health officials continue to recommend or require social distancing. Therefore, staff recommends the Board make the required findings (that the State of Emergency remains in effect, state and local officials continue to impose or recommend social distancing) and authorize remote teleconference meetings for Padre Dam's legislative bodies pursuant to Brown Act provisions enacted by AB 361.

RECOMMENDATION(S):

Make findings that the Governor's Proclamation of a State of Emergency remains in effect, and state and local officials continue to impose or recommend social distancing, and authorize remote teleconference meetings for Padre Dam's legislative bodies pursuant to Brown Act provisions enacted by AB 361.

PADRE DAM Municipal Water District **BOARD AGENDA REPORT**	**Meeting Date:** 11-02-2022 **Dept. Head:** Kyle Swanson **Submitted by:** Amy Pederson **Department:** Administration **Approved by:** Kyle Swanson, CEO/GM

SUBJECT: RESOLUTION HONORING AND COMMENDING DIRECTOR DOUG WILSON FOR OVER 33 YEARS OF OUTSTANDING PUBLIC SERVICE

RECOMMENDATION(S):

Adopt Resolution honoring and commending Director Doug Wilson for over 33 years of outstanding public service.

ALTERNATIVE(S):

ATTACHMENT(S):

1. Draft Resolution

FUNDING:

Requested amount: n/a
Budgeted amount:
Are funds available? ☐ Yes ☐ No
Project cost to date:

PRIOR BOARD/COMMITTEE CONSIDERATION:

STRATEGIC PLAN IMPLEMENTATION:

This agenda item is consistent with the District's Strategic Business Plan and meets one or more of the following Strategic Objections: Customer Experience; Fiscal Stability; Operational Excellence, Sustainability and Resource Management; Talent Management; Technology and Innovation.

Reviewed by:		**Action Required:**		**Policy Updates:**		**Action Taken:**
Dept Head	☒	Motion	☐	Rules & Regulations	☐	As Recommended _____
Finance	☐	Resolution	☒	Standard Practices & Policies	☐	Reso/Ord. No. _____
Legal Counsel	☐	Ordinance	☐			Other _____
Standard Form	☐	None	☐			

EXECUTIVE SUMMARY:

Doug Wilson began his career with Padre Dam Municipal Water District (District) as a Board Member representing Division 1 from May 9, 1989 to June 1, 1997. On June 30, 1997, he was hired as the District's Director of Finance where he served for nine years. As a result of his excellent leadership, professionalism and strong financial acumen he was appointed Interim CEO/General Manager on July 7, 2006 and subsequently earned promotion to the position of CEO/General Manager, where he continued to serve the District until his retirement on December 30, 2010. His steadfast commitment and dedication to the District and the community led him to once again seek and obtain election to the Padre Dam Board of Directors. Mr. Wilson was re-elected to his third consecutive four-year term in November 2018 as the representative for Division 1 which expires in December 2022.

Mr. Wilson has over 33 years

RECOMMENDATION(S):

Adopt Resolution honoring and commending Director Doug Wilson for over 33 years of outstanding public service.

RESOLUTION 2022-____

**RESOLUTION OF THE BOARD OF DIRECTORS
OF PADRE DAM MUNICIPAL WATER DISTRICT
RECOGNIZING DIRECTOR DOUGLAS S. WILSON
FOR OVER 33 YEARS OF OUTSTANDING PUBLIC SERVICE**

WHEREAS, Mr. Wilson was re-elected to his third consecutive four-year term in November 2018 as the representative for Division 1 which expires in December 2022. Mr. Wilson served as General Manager for Padre Dam from July 2006 until his retirement in December 2010. Prior to the General Manager position, he served as the Director of Finance for nine years following eight years of service as an elected member on Padre Dam Board of Directors; and

WHEREAS, Mr. Wilson has served with distinction on the Board of Directors, holding the positions of President, Vice President, Treasurer, and participating on many Board Committees. Additionally, he made significant contributions as Padre Dam's representative on the San Diego County Water Authority (CWA) Board where he served as Vice Chair of the Administrative and Finance Committee, the Water Planning and Environmental Committee, and as a member of the Audit Committee, Engineering and Operations Committee, and the Imported Water Committee. He also served as CWA's Delegate on the Metropolitan Water District Board, as Representative and Alternate on the Colorado River Board, Representative on the San Diego Area Wastewater Management District Board, as Vice Chair on the Colorado River Task Force, and as a member of the Colorado River Work group, Financial Strategy Work Group, and Fiscal Sustainability Task Force; and

WHEREAS, during his time on the Board, Mr. Wilson oversaw the uninterrupted flow of water, wastewater, recycled water and recreation services to the 104,000 population within Padre Dam's 78 square mile service area; and the management of $700 million in infrastructure and a $76 million annual budget, demanding fiscal responsibility and accountability on behalf of this community; and

WHEREAS, Mr. Wilson's leadership has assured the customers served by Padre Dam receive safe, high quality drinking water every day, and reliable wastewater collection and treatment systems for the protection of public health and the environment; and

WHEREAS, a strong advocate for ensuring water reliability while working to keep costs down, Mr. Wilson has supported the District's efforts to bring a local water supply to East County through the East County Advanced Water Purification Program, a collaborative partnership between Padre Dam, the County of San Diego, the City of El Cajon and Helix Water District, that will create a new, local, sustainable, and drought proof drinking water supply using state-of-the-art technology to purify East San Diego County's recycled water. The Program, which recently moved into the construction phase, will provide up to 30 percent of East County's drinking water demands, reducing the region's dependence on imported water and also reducing wastewater discharge into the ocean; and

WHEREAS, Mr. Wilson wholeheartedly embraced the unique culture at Padre Dam and its Workforce Partnership which gives a voice to all employees regardless of station; and during his tenure he encouraged the rebranding of the partnership into the Pipeline which continues the great tradition of collaboration rather than hierarchical decision making as the structure to manage Padre Dam; and

WHEREAS, Mr. Wilson's aspirations and advocacy of the Santee Lakes Recreation Preserve (Park) resulted in the planning and approval of many projects, including the General Store, Administration Building and Dining

Deck Project; his forethought and leadership were instrumental in making the Park a nationally recognized, award winning Park that continues to enhance our community through the delivery of exceptional recreation opportunities, the restoration and protection of environmental assets, and the re-investment in the park and campground; and

WHEREAS, his commitment to the community has extended beyond his role with Padre Dam, serving 34 years as a member of the Rotary Club of Santee-Lakeside and earning the 2017-2018 Rotarian of the Year award for demonstrating "Service Above Self," and making significant contributions to the community as well as the mission and operation of the Club; and

WHEREAS, Mr. Wilson has exemplified outstanding leadership and the highest standards in public service; his contributions and selfless public service to Padre Dam, the community and regionally have resulted in the benefit to all people of San Diego County.

NOW, THEREFORE, BE IT HEREBY RESOLVED, DETERMINED AND ORDERED by the Board of Directors of the Padre Dam Municipal Water District that the Board hereby honors and commends Director Douglas S. Wilson for his many accomplishments and over 33 years of outstanding public service to Padre Dam, the community and the San Diego Region.

PASSED AND ADOPTED at the Regular Meeting of the Board of Directors of Padre Dam Municipal Water District held on November 2, 2022, by the following vote:

AYES:
NOES:
ABSENT:
ABSTAIN:

ATTEST:

_____	_____
Board Secretary	Board President

PADRE DAM Municipal Water District **BOARD AGENDA REPORT**	**Meeting Date:** 11-02-2022 **Dept. Head:** Kyle Swanson **Submitted by:** Kyle Swanson **Department:** Administration **Approved by:** Kyle Swanson, CEO/GM

SUBJECT: RESOLUTION RECOGNIZING LISA SORCE FOR 10 YEARS OF DISTRICT SERVICE

RECOMMENDATION(S):

Adopt resolution recognizing Lisa M. Sorce, Director of Human Resources and Administrative Services, upon completion of 10 years of service with Padre Dam.

ALTERNATIVE(S):

N/A

ATTACHMENT(S):

1. Draft Resolution

FUNDING:

Requested amount: N/A
Budgeted amount: N/A
Are funds available? ☐ Yes ☐ No
Project cost to date: N/A

PRIOR BOARD/COMMITTEE CONSIDERATION:

STRATEGIC PLAN IMPLEMENTATION:

This agenda item is consistent with the District's Strategic Plan and meets one or more of the following Strategic Goals: Provide safe, reliable water, recycled water and sewer services; Ensure fiscal health and competitively sustainable rates; Enhance customer communications and education; Increase water, wastewater and energy independence; Maintain workforce excellence; Expand park and recreation opportunities.

Reviewed by:		**Action Required:**		**Policy Updates:**		**Action Taken:**
Dept Head	☒	Motion	☒	Rules & Regulations	☐	As Recommended _____
Finance	☐	Resolution	☒	Standard Practices & Policies	☐	Reso/Ord. No. _____
Legal Counsel	☐	Ordinance	☐			Other _____
Standard Form	☐	None	☐			

EXECUTIVE SUMMARY:

Lisa Sorce celebrates her tenth year with Padre Dam Municipal Water District on December 10, 2022. Ms. Sorce began her career on December 10, 2012 as Director of Human Resources in the Human Resources Department. She earned a promotion to Director of Human Resources and Administrative Services on March 7, 2020 where she continues to serve the District.

RECOMMENDATION(S):

Adopt resolution recognizing Lisa M. Sorce, Director of Human Resources and Administrative Services, upon completion of 10 years of service with Padre Dam.

RESOLUTION 2022-__

**RESOLUTION OF THE BOARD OF DIRECTORS OF
PADRE DAM MUNICIPAL WATER DISTRICT
RECOGNIZING LISA SORCE UPON
COMPLETION OF TEN YEARS OF DISTRICT SERVICE**

WHEREAS, Lisa Sorce began her career with Padre Dam Municipal Water District on December 10, 2012 as the Director of Human Resources in the Human Resources Department and earned a promotion on March 7, 2020 to Director of Human Resources and Administrative Services where she continues to serve the District in this capacity; and

WHEREAS, Ms. Sorce has contributed to the success of Padre Dam by exhibiting the Core Values of the District - Trust, Integrity, Competence, Accountability, and Service - in performing her daily job responsibilities; and

WHEREAS, during her time with the District, Ms. Sorce has contributed to improvements of District processes and ensured the success of District functions by participating as a Chair or Member on several committees including the 457 Committee, Basin, Benchmarking Lateral, Ethics Review Board, Onboarding Lateral, Padre Dam University Lateral, Park Volunteers Lateral, Recruiting Lateral, Community Service Lateral, Employee Benefits Task Force, Security Committee, Website Lateral, Engineering Inspection Skills Enhancement Program Lateral, and Bonus Certification Lateral; and

WHEREAS, during her time with the District, Ms. Sorce successfully earned her International Public Management Association Certified Professional (IPMA-CP) certification; and

WHEREAS, Ms. Sorce was honored with the 2018 CALPELRA Moving Forward Award and was recognized by coworkers with the 2019 Lateral of the Year award for her efforts on the 457 Lateral; and

WHEREAS, Ms. Sorce contributes greatly to the success of the organization through her leadership of the Human Resources, Information Services, Safety, Communications and Geographic Information Systems workgroups and her dedication and support to the growth of every Padre Dam employee through the numerous skill-enhancing training programs she has taught and developed.

NOW, THEREFORE, BE IT HEREBY RESOLVED, DETERMINED AND ORDERED by the Board of Directors of the Padre Dam Municipal Water District as follows:

1. The Board hereby recognizes Lisa Sorce upon completion of 10 years of dedicated and competent service to the District and its customers.

2. The Board further declares and extends sincere appreciation and gratitude for a job well done.

PASSED AND ADOPTED at the Regular Meeting of the Board of Directors of Padre Dam Municipal Water District held on November 2, 2022, by the following vote:

AYES:
NOES:
ABSENT:
ABSTAIN:

ATTEST:

_____	_____
Board Secretary	Board President

PADRE DAM Municipal Water District **BOARD AGENDA REPORT**	**Meeting Date:** 11-21-2018 **Dept. Head:** Kyle Swanson **Submitted by:** Amy Pederson **Department:** Administration **Approved by:** Kyle Swanson, CEO/GM

SUBJECT: RESOLUTION RECOGNIZING DEANA VERBEKE, HELIX WATER DISTRICT BOARD MEMBER

RECOMMENDATION(S):

Adopt resolution recognizing and honoring DeAna Verbeke, Helix Water District Board Member, for her accomplishments and many years of public service.

ALTERNATIVE(S):

Amend Resolution

ATTACHMENT(S):

1. Draft Resolution

FUNDING:

Requested amount: N/A
Budgeted amount:
Are funds available? ☐ Yes ☐ No
Project cost to date:

PRIOR BOARD/COMMITTEE CONSIDERATION:

STRATEGIC PLAN IMPLEMENTATION:

This agenda item is consistent with the District's Strategic Business Plan and meets one or more of the following Strategic Objections: Customer Experience; Fiscal Stability; Operational Excellence, Sustainability and Resource Management; Talent Management; Technology and Innovation.

Reviewed by:		**Action Required:**		**Policy Updates:**		**Action Taken:**
Dept Head	☒	Motion	☒	Rules & Regulations	☐	As Recommended _____
Finance	☐	Resolution	☒	Standard Practices & Policies	☐	Reso/Ord. No. _____
Legal Counsel	☐	Ordinance	☐			Other _____
Standard Form	☐	None	☐			

EXECUTIVE SUMMARY:

DeAna Verbeke has served on the Helix Water District Board of Directors since November 2006, representing Division 2, and is currently serving her fourth consecutive four year term which expires in December 2022. Ms. Verbeke has served with distinction on numerous boards and committees, earned the Special District Leadership and Management Certificate, and completed multiple leadership programs and coursework in Water and Wastewater, Water Distribution, and Water Treatment. Ms. Verbeke volunteers her time caring for the homeless in downtown San Diego and at the East County Transitional Living Center as well as volunteering at the Water Conservation Garden where she served as Chair of the 2016 and 2017 fundraising Gala.

RECOMMENDATION(S):

Adopt resolution recognizing and honoring DeAna Verbeke, Helix Water District Board Member, for her accomplishments and many years of public service.

RESOLUTION 2022-__

**RESOLUTION OF THE BOARD OF DIRECTORS
OF PADRE DAM MUNICIPAL WATER DISTRICT
RECOGNIZING AND HONORING
DEANA VERBEKE, HELIX WATER DISTRICT**

WHEREAS, DeAna Verbeke was appointed to the Helix Water District Board of Directors in April 2005. She was elected to serve her first four-year term in November 2006, representing Division 2, and is currently serving her fourth consecutive term which expires in December 2022; and

WHEREAS, Ms. Verbeke served with distinction on the Board of Directors, holding the positions of President and Vice President, as well as serving on numerous boards and committees, including the East County Economic Development Council, Comprehensive Economic Development Strategy Committee, Joint Powers Authority of the Water Conservation Garden, Chair of Region 10 (San Diego and Orange County) for the Association of California Water Agencies, San Diego County Water Authority Board, La Mesa Chamber of Commerce Board, La Mesa Environmental Sustainability Commission, Treasurer of the San Diego Chapter - California Special Districts Association, and President of Lutheran Women Alive; and

WHEREAS, through her commitment to continually educate herself in water and modern management and leadership methods, Ms. Verbeke earned the Special District Leadership and Management Certificate and completed the San Diego East County Leadership Program, the Masters Leadership Class, the Steven Covey Leadership Masters Program, and Cuyamaca College classes in Integrated Math for Water and Wastewater, Water Distribution, and Water Treatment; and

WHEREAS, Ms. Verbeke carries the same commitment in her professional life to her community by volunteering her time caring for the homeless in downtown San Diego and at the East County Transitional Living Center. She also volunteers at the Water Conservation Garden, where she served as Chair of the 2016 and 2017 fundraising Gala and currently serves on various committees and events; and

WHEREAS, Ms. Verbeke contributions and dedication to public service to Helix Water District, the community and regionally have resulted in the benefit to all people of San Diego County.

NOW, THEREFORE, BE IT HEREBY RESOLVED by the Board of Directors of the Padre Dam Municipal Water District that it hereby commends and honors DeAna Verbeke for her accomplishments and many years of public service and extends best wishes on future endeavors.

PASSED AND ADOPTED at the Regular Board Meeting of the Board of Directors of Padre Dam Municipal Water District held on November 2, 2022, by the following vote:

AYES:
NOES:
ABSENT:
ABSTAIN:

ATTEST:

_____
Board President

_____
Board Secretary

PADRE DAM Municipal Water District **BOARD AGENDA REPORT**	**Meeting Date:** 11-02-2022 **Dept. Head:** Jeff Moneda **Submitted by:** Lewis Clapp **Department:** Engineering **Approved by:** Kyle Swanson, CEO/GM

SUBJECT: AMENDMENT FOR THE WATER AND SEWER CAPACITY FEE STUDY (JN 221001)

RECOMMENDATION(S):

Authorize the CEO/General Manager to execute an amendment to the original professional engineering services agreement with Carollo Engineers, Inc. for the Water and Sewer Capacity Fee Study for an additional amount not to exceed $9,934, making the total contract amount $90,136.

ALTERNATIVE(S):

Do not authorize an amendment at this time.

ATTACHMENT(S):

1. Scope and Fee proposal from Carollo Engineers, Inc.

FUNDING:

Requested amount: $9,934
Budgeted amount: $115,000
Are funds available? ☒ Yes ☐ No
Project cost to date: $107,821 (includes costs for IB consulting and staff time)

PRIOR BOARD/COMMITTEE CONSIDERATION:

The Board authorized the CEO/General Manager to execute the agreement on May 19, 2021.

STRATEGIC PLAN IMPLEMENTATION:

This agenda item is consistent with the District's Strategic Business Plan and meets one or more of the following Strategic Objections: Customer Experience; Fiscal Stability; Operational Excellence, Sustainability and Resource Management; Talent Management; Technology and Innovation.

Reviewed by:		**Action Required:**		**Policy Updates:**		**Action Taken:**
Dept Head	☒	Motion	☒	Rules & Regulations	☐	As Recommended _____
Finance	☐	Resolution	☐	Standard Practices & Policies	☐	Reso/Ord. No. _____
Legal Counsel	☐	Ordinance	☐			Other _____
Standard Form	☐	None	☐			

EXECUTIVE SUMMARY:

On May 19, 2021, the Board authorized the CEO/General Manager to execute a professional engineering services agreement with Carollo Engineers, Inc. (Carollo) to conduct a comprehensive study to review and recommend updates to Padre Dam Municipal Water District's (Padre Dam or District) water and sewer capacity fees. Additional effort, beyond the original scope of work, is required from Carollo to complete their analysis in order to establish fair and equitable capacity fees.

DESCRIPTION:

The purpose of capacity fees is to recover the costs of public facilities in existence at the time the fee is imposed or for new public facilities to be acquired or constructed in the future that are of proportional benefit to the person or property being charged. The capacity fees are charged to new customers connecting to the system or to existing customers that increase demands (i.e. capacity use). By establishing cost-based capacity fees, the District is able to provide adequate infrastructure required to meet growth-related needs, while also providing the required infrastructure to new customers in a demand-based methodology that is fair and equitable.

Padre Dam staff requires consultant assistance for conducting a comprehensive study to review and update the District's water and sewer capacity fees. Staff prepared and publicly advertised a RFP in the San Diego Union Tribune and on the District's website to solicit qualified consultants that have a thorough understanding of the economic and legal framework for capacity fees. On May 19, 2021, the Board subsequently approved a professional engineering services agreement with Carollo to conduct a comprehensive study to review and recommend updates to Padre Dam Municipal Water District's (Padre Dam or District) water and sewer capacity fees. The Board also authorized a contingency for Carollo (15-percent of the original contract amount). This contingency was utilized for Amendment No. 1, which included additional research from neighboring agencies to verify their capacity fees, methodology, and methods for assessing the fees (i.e. meter based vs. land-use based). This information was useful for gauging best practices and identifying alternative assessment approaches that are, not only fair and equitable but also, easy for new customers and developers to understand.

Carollo's original scope for the capacity fee study included the preparation of the study, up to four presentations to stakeholders, and addressing comments provided by IB Consulting, who performed an independent peer review of Carollo's cost model and report. At the time of study initiation, it was anticipated that the study would take approximately five months to complete. However, a few factors contributed towards extending the duration of the study, which resulted in additional effort required by Carollo. The primary factors that extended the schedule include Padre Dam staffing reassignments and updates to Padre Dam's financial information, including the Master Plan Update and the Five Year Strategic Business Plan for Fiscal Years 2023 – 2027. In addition, due to the timing of the development of these documents, Carollo updated their financial analysis for consistency. These factors required Carollo to facilitate additional progress meetings and perform several updates to their financial analysis. The additional effort required is summarized in Carollo's Proposal for Amendment No. 2, which is provided as an attachment.

Additional budget is requested to finalize the capacity fee study. In summary, the amount requested includes the following scope of work: additional presentation to the Board, revisions to the financial analysis, and will cover the costs incurred due to the additional scope of work. Carollo's authorized

amount for their original agreement, Amendment No. 1 (staff authorized), and the proposed Amendment No. 2 (additional funding required to complete the study) are summarized in the table below:

Professional Engineering Services Contract	Description	Service Cost
Original Professional Engineering Services Agreement	Perform financial analysis, recommend methodology and update capacity fees	$70,108
Amendment No. 1	Additional research of the fees charged by neighboring agencies funded by Board authorized contingency	$10,094
Amendment No. 2	Schedule extension and updates to the financial analysis that requires additional funding	$9,934
	Total Professional Engineering Services:	**$90,136**

The Board-approved Five Year Strategic Business Plan for Fiscal Years 2023 – 2027 includes funding to facilitate engineering studies, including the Capacity Fee Study, required for the appropriate planning and oversight of Development Services projects. Subsequently, this Amendment request will be funded from the Board-approved Engineering Department budget which includes sufficient funding to allow for the completion of the Capacity Fee Study. This approach does not require additional funding beyond the overall Board approved budget and is consistent with the District's Five Year Strategic Business Plan objectives.

To date, Carollo has prepared a draft study, presented to the Board, addressed comments provided by an independent peer reviewer, and has held several meetings with District staff. The next steps for implementing updates to Padre Dam's capacity fees include finalizing the financial analysis, an additional presentation for the Board at the Facilities Development and Operations Committee on November 28, 2022, and a public hearing to adopt the new capacity fees on December 21, 2022. These remaining tasks are essential to completing the study and to establish fair and defensible capacity fees which are anticipated to be implemented in the beginning of 2023.

RECOMMENDATION(S):

Authorize the CEO/General Manager to execute an amendment to the original agreement with Carollo Engineers, Inc. for additional professional engineering service for an amount not to exceed $9,934, making the total contract amount $90,136.

Engineers...Working Wonders With Water®

5355 Mira Sorrento Place, Suite 270, San Diego, California 92121
P. 858.505.1020 F. 858.505.1015

October 7, 2022

Mr. Michael Hindle
Manager of District Projects
Padre Dam Municipal Water District
9300 Fanita Parkway
Santee, California 92072

Subject: Proposal for Amendment Number 2 to Water and Wastewater Capacity Fee Study

Dear Mr. Hindle:

Carollo Engineers, Inc., (Carollo) is requesting approval of additional effort and associated fee for the above-referenced contract with the Padre Dam Municipal Water District (District). This letter summarizes the need for this amendment.

Task 1 – Meetings and Project Management

Carollo's original scope of work included regular progress meetings with the District's project manager throughout the proposed 5-month schedule. Due to various delays beyond the control of the Carollo team, the study schedule has extended beyond the proposed 5-month timeline. As such, Carollo has facilitated more progress meetings than were budgeted. In addition, project management activities have required more effort than the budget included due to the extended project schedule.

Task 6 – Update Capacity Fees

Carollo proposed to calculate the capacity fees using the three common methodologies and review the results with the District to select the most appropriate methodology. Carollo worked with the District to complete these calculations successfully. However, these calculations had to be updated several times as the CIP and other data inputs changed, which required additional effort beyond what was budgeted.

Task 7 – Deliverables and Presentations

Carollo's original scope included two presentations to the Building Industry Association (BIA). These meetings did not occur, and Carollo does not anticipate presenting the study recommendations to the BIA. However, Carollo was asked to present the study approach and recommendations to the District's management team on two occasions. These presentations were not included in the original scope of work. We propose a substitution of the management team presentations in place of the BIA presentations with no changes to the fee as a result.

Estimated Level of Effort

The tasks described above were included in our original scope of services and fee estimate, but the extended project schedule resulted in a higher level of effort than proposed. As such, we respectfully

WATER
OUR FOCUS
OUR BUSINESS
OUR PASSION

request authorization of funds to cover the cost of the additional effort, as shown in the following table.

Team Member	Jennifer Ivey *Project Manager*	Mark Panny *Lead Analyst*	Karly Nocera *Analyst*	Total Additional Hours	Total Labor Cost	Project Equipment & Communications Expense (PECE)	Travel Expenses	Total Additional Fee
Billing Rate	$285	$185	$130			$13		
Task 1 – Meetings and Project Management	15	4	4	23	$5,535	$299	$0	$5,834
Task 6 – Update Capacity Fees	8	0	12	20	3,840	260	0	4,100
Total	**23**	**4**	**16**	**43**	**$9,375**	**$559**	**$0**	**$9,934**

We appreciate your consideration of this request. Please let us know if you have any questions or comments. Thank you.

Sincerely,

CAROLLO ENGINEERS, INC.

Jennifer Ivey, P.E.
Vice President

PADRE DAM Municipal Water District **BOARD AGENDA REPORT**	**Meeting Date:** 11-02-2022 **Dept. Head:** Laura Koval **Submitted by:** Megan Monteith **Department:** Park **Approved by:** Kyle Swanson, CEO/GM

SUBJECT: PUBLIC HEARING TO CONSIDER AMENDMENTS TO SANTEE LAKES RECREATION PRESERVE RULES AND REGULATIONS, FEE STRUCTURE AND RANGES, EFFECTIVE JANUARY 1, 2023

RECOMMENDATION(S):

1. Hear staff report.
2. Open public hearing to receive comments; close hearing.
3. Adopt Ordinance approving the proposed amendments to Section 9, Santee Lakes Recreation Preserve Rules and Regulations and fee structure, effective January 1, 2023.

ALTERNATIVE(S):

1. Direct staff to make modifications to proposed amendments.
2. Maintain existing policy and rates.

ATTACHMENT(S):

1. Ordinance with Exhibit A, redline of Section 9 showing proposed changes.

FUNDING: Santee Lakes is a self-sufficient, enterprise operation funded by revenue generated from user fees of park facilities and events, grants, and donations. No subsidy is received from taxpayers or Padre Dam's water or sewer customers.

Requested amount: N/A
Budgeted amount:
Are funds available? ☐ Yes ☐ No
Project cost to date:

PRIOR BOARD/COMMITTEE CONSIDERATION:

STRATEGIC PLAN IMPLEMENTATION:

This agenda item is consistent with the District's Strategic Business Plan and meets one or more of the following Strategic Objections: Customer Experience; Fiscal Stability; Operational Excellence, Sustainability and Resource Management; Talent Management; Technology and Innovation.

Reviewed by:		**Action Required:**		**Policy Updates:**		**Action Taken:**
Dept Head	☒	Motion	☒	Rules & Regulations	☒	As Recommended _____
Finance	☐	Resolution	☐	Standard Practices & Policies	☐	Reso/Ord. No. _____
Legal Counsel	☐	Ordinance	☒			Other _____
Standard Form	☐	None	☐			

EXECUTIVE SUMMARY:

Santee Lakes' staff has completed the annual review of District Rules and Regulations, Section 9 for Santee Lakes Recreation Preserve (Santee Lakes). As a reminder, Santee Lakes is a self-sufficient, enterprise operation funded by revenue generated from guest user fees of park facilities and events, grants, and donations. The changes in this document are necessary, designed to maintain operational viability, and support policies developed over several decades that enhance the guest experience at Santee Lakes.

The most repetitive change in the document involves a process related to document clean-up. Adjustments to remaining fee ranges and the elimination of a bottom set price replaced with the words "up to" were included to create a uniform fee structure throughout the document. "Up to" pricing allows Santee Lakes to move up or down within a range quickly and modify prices along with changing market trends, utilizing our Demand Pricing model. Some ranges had an increase in the top-end. For perspective, the Santee Lakes Rules and Regulations ranges were created to give park flexibility without the need to go to the Board and upsize the ranges annually; we typically increase the top-end of a range once every three to four years. Before coming to the Board with a new range, staff surveys local parks and RV campgrounds to ensure our pricing structure is in line with the local industry. These changes reflect that research and price adjustments in the ranges do not imply we intend to set 2023 rates at the top-of-range.

Finally, further fine-tuning changes were made to the document as part of our annual review. For instance, section 9.12.4 has a red-line (removal) through internet and copying services altogether, as that is not a service we offer in the Day Use Park and basic internet is provided free-of-charge with camping and cabin reservations. In section 9.12.13 the hourly rental of the Sprayground has been removed because, in practice, it has not been something we have been able to provide.

DESCRIPTION:

All proposed changes are included in redline/strikeout text in Attachment 1. Minor clarifying changes were made throughout the document. The more significant changes are summarized below:

Section 9.6.7, Large Groups (300 or more)
Added language to include event liability insurance in the amount of $2,000,000 per occurrence/$4,000,000 aggregate for bodily injury, personal injury, and property damage naming Padre Dam Municipal Water District as additional insurer.

Section 9.9.24, Camping Clubs
Adjusted the nonrefundable deposit required at the time of reservation from $100 to $200 and added language referring to section with applicable fees.

Section 9.12, Santee Lakes Recreation Preserve Fees
Added Space Force to the list of active Duty Military & Reserves that qualify for Vehicle Parking/Entrance Fee Waiver.

Section, 9.12.1, Parking/Entrance Fees

Proposed adjusting the "Up to" fee ranges to allow for pricing changes over the 5 Year Business Plan. Also added "Blackout dates may apply" to match language on the annual pass policy.

Description	Fees
Weekends & Holidays	Up to $15.00~~10.00~~/car
Weekdays	Up to $10.00~~7.00~~/car
Day Use RV Parking	Up to $20.00~~16.00~~/RV per day
Special Event and Peak Demand - per car	Up to $20.00~~15.00~~/car
Special Event- Day Use – RV Parking	Up to $40.00/RV per day
Special Event - per person	Up to $10.00/person
Parking Pass Book (10 Permits) Special Events Only	Up to $200.00~~100.00~~
Annual Parking/Entrance Passes (Disabled persons, Seniors [60 years or older], Active Duty Military & Reserves, and Military Veterans, receive $5 off) *- See qualifications and definition above.* *- Annual parking/entrance passes exclude RV's and Buses.* - Blackout dates may apply	Up to $300.00 Limited to one vehicle per day per person
Disabled Veterans *- See qualifications and definition above.*	Fee Waived Limited to one vehicle per day per person
Vehicle Parking/Entrance Fee Waiver for Active Duty Military; Reserves; and Military Veterans on the following holidays: Veterans Day, Memorial Day, and Independence Day *- See qualifications and definition above.*	Fee Waived Limited to one vehicle per day per person
Organized Youth Programs in which fees are charged in order to participate (Day Camps, Youth Groups, YMCA, Boys & Girls Club, City Recreation Programs, etc.)	Up to ~~$2.50~~ $20.00 per person/day

Section 9.12.2, Boat Rental Rates
Adjusted fee ranges to allow for pricing changes over the 5 Year Business Plan.

Description	Fees
~~5 Seat~~ Pedal Boat: ½ hour	Up to $25.00~~20.00~~
~~5 Seat~~ Pedal Boat: 1 hour	Up to $35.00~~25.00~~
Canoe: half hour	Up to $15.00
Canoe: 1 hour	Up to $18.00
Kayak: half hour	Up to $16.00
Kayak: 1 hour	Up to $19.00
Row Boat: half hour	Up to $16.00
Row Boat: 1 hour	Up to $19.00
Paddle Boards~~Sailboat~~	Up to $50.00~~40.00~~
Aqua Cycle ½ hour	Up to $25.00~~15.00~~
Aqua Cycle 1 hour	Up to $35.00~~25.00~~
Daily Boat Rental for Registered Campers: Kayaks, row boats, canoes for use in Lakes 6 and 7 only.	Up to $100.00~~50~~.00/day

Section 9.12.3, Fishing Permit Fees (Sec. 9.5.2)

Adjusted fee ranges to allow for pricing changes over the 5 Year Business Plan.

Description	Fees
Adult Fishing Permit, Ages 16 and Over (eligible for ½ price fishing days as published by the Park)	Up to ~~$4.50~~ $15.00/day
Junior Fishing Permit, Age 15 and under Senior Fishing Permit, Age 60 and over (eligible for ½ price fishing days as published by the Park)	Up to ~~$3.00~~ $10.00/day
Extra Pole Stamp (limit 2 poles)	Up to ~~$3.00~~ $8.00/day
Purchase Fish per Pound	Over limit $5.00/lbs. Limitless Fishing Pond Up to ~~$4.00~~ $10.00/lbs.
Child under age 7 with a paid adult & under Adult's Creel Limit	N/C
Adult Twilight/Night Fishing Permit (5:00 pm to 11:00 pm) Registered campers only Lakes 6 & 7	Up to ~~$6.00~~ $10.00/night
Junior Twilight/Night Fishing Permit (5:00 pm to 11:00 pm) Registered campers only Lakes 6 & 7	Up to ~~$3.00~~ $7.00/night
Junior Bass Pass, Age 15 and under (catch and release only)	Up to ~~$60.00~~ $150.00~~100.00~~/ 12 months
Junior Bass Pass Replacement Charge	Up to ~~$5.00~~ $20.00
Teen Bass Pass, Age 16-17 (catch and release only)	Up to ~~$100.00~~ $250.00/ 12 months
Teen Bass Pass Replacement Charge	Up to ~~$5.00~~ $20.00

Section 9.12.4, Miscellaneous Fees for Day Use Services
Removal of services that are no longer offered. Adjusting pricing to create uniform "Up to" pricing.

Description	Fees
~~2 hour Internet Service~~	~~$2.00 – $4.00~~
~~1 hour Internet Service~~	~~$3.00 – $5.00~~
~~2 hour Internet Service~~	~~$4.00 – $6.00~~
~~Use of computer~~	~~$1.00 – $3.00 per hour (additional to internet service fee)~~
~~Copying Charge~~	~~.25 per copy~~ ~~Fax: $1.50 up to 5 pages~~
Bike Rental (Hourly)	Up to ~~$10.00 –~~ $20.00/hour
Bike Rental (Half-Day; 4 hours)	Up to ~~$12.00 –~~ $30.00/half-day
Bike Rental (Daily; 8 hours)	Up to ~~$23.00 –~~ $50.00/day

Section, 9.12.5, Non-Compliance Fees (Sec 9.5.10)
Adjusted ranges to allow for pricing changes over the 5 Year Business Plan.

The following fees apply related to exceeding daily creel limits, non-compliance with catch and release restrictions, and non-compliance with limits or other rules and regulations pursuant to Section 9.5:

Over Creel Limit or Fishing without Permit	$150.00 fine plus per pound fee (9.11.3)
General Fishing Violations	Up to $150.00

Section 9.12.7, Event Area Fees (Sec. 9.6.1)
Creating uniform "Up to" pricing to allow for pricing changes over the 5 Year Business Plan.

The following fees apply to using reserved day use areas pursuant to Section 9.6, and the below-noted area location descriptions correspond to a reference map available at the Park office and online at santeelakes.com, which may be amended from time to time:

Event Area	Description	Fees
Single Area	**One Event Area**	**Up to $500.00**
Gazebo	**One Gazebo**	**Up to $1,000.00**
Multiple Areas	**One or more Rentable Areas for One Price, located in a cluster. "All of Lake…"**	**Up to $2,500.00**
Dining Deck	**Dining Deck**	**Up to $2,500.00**
Areas in Excess of 100 People	**Event Deposit**	**Up to $1,250.00**
	Amphitheater (with all of North Lake 5)	Up to $500.00~~125.00~~
	Service Building (with all of North Lake 5 or Gazebo) *	Up to $500.00~~125.00~~
	Dunk Booth Filing Fee	Up to $125.00
	Inflatable Permit Fee	Up to $100.00
	Trash Dumpster Fee	Market Rate
	Portable Restroom Fee	Market Rate
	Approved Vendor Fee: Fee paid by vendors who are eligible to be included on the Park's Approved Vendor List	Up to $200.00 ~~$50.00 - 150.00~~ / vendor
	Preferred Vendor Fee: Fee paid by vendors who are eligible to be included on the Park's Preferred Vendor List	Up to $600.00 ~~$150.00 $500.00~~ /vendor
	Staff fee	Up to $200.00 ~~$20.00 - $125.00~~ /per staff person, per hour

***Rental Subject to Park Management Approval**

Section 9.12.8, Rental Equipment (Sec. 9.6.2)
Creating uniform "Up to" pricing to allow for pricing changes over the 5 Year Business Plan.

Description of Equipment	Fees
Horseshoes and Entire Pit	Up to $175.00~~125.00~~/day
Horseshoes Lane with Shoes	Up to $30.00~~25.00~~/day
Horseshoes Lane without Shoes	Up to $20.00~~15.00~~/day
Horseshoes Deposit	Up to $30.00~~25.00~~/set
Volleyball and Net	Up to $30.00~~25.00~~/day
Volleyball and Net Deposit	Up to $30.00~~25.00~~/set
Amplified Music Fee, includes electricity (Sec. 9.6.3)	Up to $100.00~~75.00~~/day

Section 9.12.9, Campsite Fees (Sec. 9.9.4)
Adjusted ranges to allow for pricing changes over the 5 Year Business Plan.

A City of Santee Occupancy Tax may be charged on camping reservations. The following fees apply to campground use pursuant to section 9.9 (Santee Lakes Campground):

Description	Fees
Full Hookup Site, Overnight	Up to $175.00/night
Full Hookup Site, Extended Stay Metered Sites	Up to $3,500.00~~1,850.00~~/30 nights plus KWHR use fee*
Full Hookup Site, RV Camping Clubs, 10 RV's with 2 night minimum	Up to $150.00~~100.00~~/night
Early Check-In	Up to $30.00~~25.00~~
Late Check-Out, 2 Day Rate, 6:30 pm check out	50 percent of Overnight Fee
Late off campsite	50 percent of Overnight Fee
Youth Groups	Up to $20.00 /person/night
Good Sam Members	10 percent off/night
Additional Person, over 2 years of age (apply extended stay rate only)	Up to $5.00/night
Extra Vehicle, per campsite car, truck, trailer, golf/utility cart, motorcycle (currently registered, street legal only)	Up to $10/night or Up to $50.00/month
Pets	Up to $5/night or Up to $50.00/month
Advance Reservation Deposit Requirement: 8 nights or more	Up to $300.00~~200.00~~ per reservation
Cancellation Fees: Requires a minimum 48-hour advance notice	Up to $75.00/reservation~~$25.00 plus 10 percent of prepaid deposit~~
Additional Fees	Damage to the site associated with sewer spills, ashes/hot coals, damage to park property, trash/debris will be repaired/replaced and the cost will be billed to the registered camper.

* Plus extended stay electric charges, as regulated by utility provider.

Section 9.12.10, Miscellaneous Fees for Campground Services
Removed services that are no longer offered. Adjusted pricing to create uniform "Up to" pricing.

Description	Fees
RV Holding Tank Dump Station	Up to $40.00~~25.00~~/unit
~~Fax Service - Outgoing only~~	~~$1.50 (up to 5 pages)~~
Wireless Internet Service	Up to $50.00 / week
~~Copy Service~~	~~$0.50.15 per page~~
Utility Fee	*kw/hrs. charged based on electric consumption (Extended Stay Sites Only)
Electric Meter Deposit	Up to $300.00~~175.00~~
Returned Payment for Non-Sufficient Funds (NSF)	Up to $50 per returned payment

Section 9.12.11, Recreational Vehicle Storage Fees (Sec. 9.9.19)
Adjusted fees to create uniform "Up to" pricing to allow for pricing changes over the 5 Year Business Plan.

Description	Fees
RV Storage - Regular Site (20 feet or less)	Up to $275.00~~225.00~~
Large Site (21 feet to 29 feet)	Up to $300.00~~250.00~~
Extra Large Site (30 feet and up)	Up to $350.00~~275.00~~
Short Term RV Storage ***subject to availability***	Up to $40.00~~25.00~~/day
RV Storage Deposit	One Month Storage Charge
RV Storage Administrative Fee (one-time fee; non-refundable)	Up to ~~$30.00~~ $50.00
Storage Access Card Replacement	Up to $15.00 per card
Late Payment Fee	Up to $50.00 per month

Section 9.12.12, Clubhouse Fees and Deposits
Adjusted fees to create uniform "Up to" pricing to allow for pricing changes over the 5 Year Business Plan.

Description	Fees
Wristband	Up to $8.00
~~Sprayground Rental~~	~~Up to $500.00 per hour~~

Section 9.12.13, Sprayground Fees
Removed services that are no longer offered.

Description	Fees
Wristband	Up to $8.00
~~Sprayground Rental~~	~~Up to $500.00 per hour~~

Section 9.12.14, Cabin Rental Fees
Adjusted fees to create uniform "Up to" pricing to allow for pricing changes over the 5 Year Business Plan.

Description	Fees
Standard & ADA Cabins	Up to $300.00~~250.00~~/night
Floating Cabins	Up to $350.00~~265.~~00/night
Cabin Discount for Low Income Guest	25 percent off of regular Cabin Rate
Early Check In	Up to $50.00
Late Check Out	50 percent of overnight fee
Late out of Cabin	50 percent of overnight fee
Single Night Cleaning Fee	Up to ~~$50.00~~ $125.00~~75.00~~
Cancellations	At least 30 days prior to stay = 100 percent refund, minus Cancellation Fee Less than 30 days prior to stay = No Refund
Cancellation Fee	Up to ~~$25.00~~ $75.00/reservation
Extra Vehicle per Cabin	Up to $10.00 ~~$2.00~~ ~~$5.00~~/night
Damage Fee	Damage to the Cabin, damage to Park property or missing items will be repaired/replaced and the cost will be charged to the renter's credit card.
Additional Fees	Damage or loss associated with cleaning, smoking, pets, and/or lost keys will be charged to the renter's credit card.

RECOMMENDATION(S):

1. Hear staff report.
2. Open public hearing to receive comments; close hearing.
3. Adopt Ordinance approving the proposed amendments to Section 9, Santee Lakes Recreation Preserve Rules and Regulations and fee structure, effective January 1, 2023.

ORDINANCE 2022-____

ORDINANCE OF THE BOARD OF DIRECTORS OF PADRE DAM MUNICIPAL WATER DISTRICT AMENDING RULES AND REGULATIONS SECTION 9, SANTEE LAKES RECREATION PRESERVE

WHEREAS, Padre Dam Municipal Water District (the "District") is organized and operates pursuant to the Municipal Water District Law of 1911, commencing with Section 71000 of the California Water Code; and

WHEREAS, the District is the purveyor of water, recycled water and sewer services within its service area, and provides recreation services at the Santee Lakes Recreation Preserve; and

WHEREAS, the District has the authority to establish fees for services or products provided at Santee Lakes Recreation Preserve within the District's boundaries; and

WHEREAS, the District has determined that the costs of providing certain miscellaneous services have changed and that it is appropriate to modify the fees for such services or products and to amend the District's Rules and Regulations to reflect such fee modifications; and

WHEREAS, the District has further determined that it is appropriate to make additional modifications to the Rules and Regulations related to the operation of, and services or products provided by, Santee Lakes Recreation Preserve, and to amend such Rules and Regulations to reflect such modification.

NOW, THEREFORE, BE IT ORDAINED by the Board of Directors of Padre Dam Municipal Water District as follows:

Section 1. The matters set forth in the recitals to this Ordinance are true and correct statements.

Section 2. The Board of Directors of the District has been presented with data showing the estimated reasonable costs of providing certain services or products at Santee Lakes Recreation Preserve for which certain fees set forth in Exhibit A are imposed, which are fees imposed for:

a. a specific benefit conferred or privilege granted directly to the payor that is not provided to those not charged, and which does not exceed the reasonable costs to the District of conferring the benefit or granting the privilege; or

b. a specific service or product provided directly to the payor that is not provided to those not charged, and which does not exceed the reasonable costs to the District of providing the service or product; or

c. entrance to or use of District property, or the purchase, rental, or lease of District property.

Section 3. The Board of Directors called a public hearing for November 2, 2022 at 4:00 pm, at the office of the District and electronically pursuant to amendments to the Brown Act permitting virtual meetings and waiving certain teleconference requirements under certain circumstances, for the purpose of receiving public comments to the proposed fees for services and products provided by Santee Lakes Recreation Preserve. Notice of the public hearing was given by publication in a newspaper of general circulation within the District once a week for two weeks commencing at least 10 days prior to the public hearing, with at least 5 days intervening between the first and last publication. On November 2, 2022, at the time and place set for the public hearing, the Board heard and considered all oral and written comments made regarding the proposed fees.

Section 4. The Board hereby finds that the fees established by this Ordinance are: (a) imposed for a specific benefit conferred or privilege granted directly to the payor that is not provided to those not charged, and which does not exceed the reasonable costs to the District of conferring the benefit or granting the privilege; or (b) imposed for a specific service or product provided directly to the payor that is not provided to those not charged, and which does not exceed the reasonable costs to the District of providing the service or product; or (c) imposed for entrance to or use of District property, or the purchase, rental, or lease of District property. The Board further finds that such fees are not taxes within the meaning of California Constitution article XIII C, section 1(e).

Section 5. That Sections 9 of the Rules and Regulations of Padre Dam Municipal Water District regarding Santee Lakes Recreation Preserve shall be amended in accordance with Exhibit A, attached hereto, and shall take effect on January 1, 2023.

Section 6. To the extent that this Ordinance and the rates set forth herein are inconsistent with any prior ordinance, resolution, Rules and Regulations, or actions of the Board, it is the explicit intention of the Board that this Ordinance shall prevail.

Section 7. This Ordinance shall take effect immediately upon adoption.

PASSED AND ADOPTED, at a Regular Meeting of the Board of Directors of Padre Dam Municipal Water District held on November 2, 2022 by the following vote:

AYES:
NOES:
ABSENT:
ABSTAIN:

ATTEST: _____
Board President

_____
Board Secretary

EXHIBIT A

**REDLINE SHOWING AMENDMENTS TO
SANTEE LAKES RECREATION PRESERVE
RULES & REGULATIONS, SECTION 9**

SECTION 9 SANTEE LAKES RECREATION PRESERVE

INDEX **Page**

9.1 INTRODUCTION **44**
9.2 AUTHORITY AND ENFORCEMENT OF PARK REGULATIONS **44**
9.2.1 Authority 44
9.2.2 Enforcement 44
9.2.3 Hours of Use 44
9.2.4 Children 55
9.2.5 Protection of Children in Santee Lakes 55
9.3 PARK VEHICLE USE **55**
9.3.1 Vehicle Speed Limit 55
9.3.2 Drivers' Licenses 55
9.3.3 Roadway Rules 55
9.3.4 Vehicle Washing and Repair 66
9.3.5 Vehicle Parking 66
9.3.6 Day-Use Vehicle Parking/Entrance Fees 66
9.3.7 RVs and Buses in the Day Use Area 66
9.3.8 Electric Vehicle and Golf/Utility Cart Use 66
9.3.9 Motorized Scooters 66
9.3.10 Walkways 66
9.4 BOAT USE **77**
9.4.1 Boat Rentals 77
9.4.2 Rental Rates 77
9.4.3 Boat Operation 77
9.4.4 Boat Docks 77
9.4.5 Life Jackets 77
9.4.6 Boat Load Limits 77
9.4.7 Unsafe Activities 77
9.4.8 Responsibility for Loss or Damage 88
9.4.9 Boating Hours 88
9.5 FISHING AT SANTEE LAKES **88**
9.5.1 Park Fishing Regulations 88
9.5.2 Park Fishing Permits 88
9.5.3 Fishing License 88
9.5.4 Fishing Hours 88
9.5.5 Night Fishing 99
9.5.6 Daily Creel Limits 99
9.5.7 Bait Restrictions 99
9.5.8 "Catch and Release" of Fish 99
9.5.9 Lakes Designated for Fishing 99
9.5.10 Non-Compliance Fee 1010
9.5.11 Sportsmanship 1010

9.6 PICNIC AND RECREATION AREAS ..... 10~~10~~
9.6.1 Reserved Day Use Areas ..... 10~~10~~
9.6.2 Equipment Rentals ..... 10~~10~~
9.6.3 Use of Sound Amplifying Equipment ..... 11~~11~~
9.6.4 Inflatables ..... 11~~11~~
9.6.5 Carnival Rides and Specialty Equipment ..... 11~~11~~
9.6.6 Day Camps & Field Trips ..... 12~~12~~
9.6.7 Large Groups (300 or more) ..... 12~~12~~
9.6.8 Approved Vendors and Advertisements ..... 12~~12~~
9.6.9 Beer Kegs ..... 14~~14~~
9.6.10 Sprayground ..... 15~~15~~
9.6.11 Dining Deck ..... 15~~15~~
9.7 PROTECTION OF PARK PROPERTY, PUBLIC AND WILD LIFE ..... 15~~15~~
9.7.1 Park Property ..... 15~~15~~
9.7.2 Park Vegetation ..... 15~~15~~
9.7.3 Trash Disposal ..... 15~~15~~
9.7.4 Trespassing ..... 16~~16~~
9.7.5 Fire Hazards ..... 16~~16~~
9.7.6 Birds and Animals ..... 16~~16~~
9.8 PROHIBITED ACTIVITIES ..... 16~~16~~
9.8.1 Use of Firearms, Explosives and Projectiles ..... 16~~16~~
9.8.2 Selling or Soliciting ..... 16~~16~~
9.8.3 Wading or Swimming ..... 16~~16~~
9.8.4 Intoxication or Influence of Alcohol or Drugs ..... 16~~16~~
9.8.5 Service Animals, Pets and other Domestic Animals ..... 16~~16~~
9.8.6 Unsafe Activities ..... 18~~18~~
9.8.7 Consumption of Alcohol ..... 18~~18~~
9.8.8 Smoking ..... 18~~18~~
9.8.9 Lighter Fluid ..... 18~~18~~
9.8.10 Lost and Found ..... 18~~18~~
9.8.11 Use of Unmanned Aircraft System (UAS)/Drones ..... 19~~19~~
9.8.12 Storage of Personal Property ..... 19~~19~~
9.9 SANTEE LAKES CAMPGROUND ..... 19~~19~~
9.9.1 Camping Facilities ..... 20~~20~~
9.9.2 Tent Camping ..... 20~~20~~
9.9.3 Camping Unit Appearance Restrictions ..... 20~~20~~
9.9.4 Campsite Rates ..... 21~~21~~
9.9.5 Campsite Occupancy ..... 21~~21~~
9.9.6 Minors in Campground ..... 22~~22~~
9.9.7 Campground Check In/Out Time ..... 22~~22~~
9.9.8 Maximum Stay in Campground ..... 22~~22~~
9.9.9 Campground "Quiet time" ..... 22~~22~~
9.9.10 Outdoor Sleeping Prohibited in Campground ..... 22~~22~~
9.9.11 Entry and Exit Gates for Campers ..... 22~~22~~
9.9.12 Vehicles in Campground ..... 22~~22~~
9.9.13 Campground Guests ..... 22~~22~~

9.9.14 Pets in Campground ..... 23~~23~~
9.9.15 Open Fires in Campground ..... 23~~23~~
9.9.16 Campground Swimming Pool ..... 23~~23~~
9.9.17 RV Holding Tank Dump Station ..... 23~~23~~
9.9.18 Propane Gas Service ..... 23~~23~~
9.9.19 Storage of Recreational Vehicles ..... 23~~23~~
9.9.20 Notice to Vacate ..... 24~~24~~
9.9.21 Campsite Cleanliness and Appearance ..... 24~~24~~
9.9.22 Trailers ..... 24~~24~~
9.9.23 Late Registration ..... 24~~24~~
9.9.24 Camping Clubs ..... 24~~24~~
9.10 CAMPGROUND CLUBHOUSE AND LAUNDRY ..... 25~~25~~
9.10.1 Use of Clubhouse ..... 25~~25~~
9.10.2 Reservations for Use of Clubhouse ..... 25~~25~~
9.10.3 Fees and Deposits ..... 25~~25~~
9.10.4 Maximum Occupancy ..... 25~~25~~
9.10.5 Smoking Prohibited ..... 25~~25~~
9.10.6 Decorations ..... 25~~25~~
9.10.7 District Supervision of Event ..... 26~~26~~
9.10.8 Fund-Raisers or Sales ..... 26~~26~~
9.11 CABINS POLICY ..... 26~~26~~
9.11.1 Reservations ..... 26~~26~~
9.11.2 Cancellations ..... 26~~26~~
9.11.3 Cabins Check In/Out Time ..... 27~~27~~
9.11.4 Pets ..... 27~~27~~
9.11.5 Damage/Cleanliness Responsibility ..... 27~~27~~
9.11.6 Occupancy ..... 27~~27~~
9.11.7 Expectations of Guests upon Check-Out ..... 27~~27~~
9.11.8 Expectations of Guests during their Stay ..... 28~~28~~
9.12 SANTEE LAKES RECREATION PRESERVE FEES ..... 28~~28~~
9.12.1 Parking/Entrance Fees ..... 29~~29~~
9.12.2 Boat Rental Rates ..... 30~~30~~
9.12.3 Fishing Permit Fees (Sec. 9.5.2) ..... 31~~31~~
9.12.4 Miscellaneous Fees for Day Use Services ..... 32~~32~~
9.12.5 Non-Compliance Fees (Sec 9.5.10) ..... 32~~32~~
9.12.6 Event Deposits ..... 32~~32~~
9.12.7 Event Area Fees ..... 33~~33~~
*Rental Subject to Park Management Approval ..... 33~~33~~
9.12.8 Rental Equipment ..... 34~~34~~
9.12.9 Campsite Fees ..... 34~~34~~
9.12.10 Miscellaneous Fees for Campground Services ..... 35~~35~~
9.12.11 Recreational Vehicle Storage Fees (..... 36~~36~~
9.12.12 Clubhouse Fees and Deposits ..... 36~~36~~
9.12.13 Sprayground Fees ..... 37~~36~~
9.12.14 Cabin Rental Fees ..... 37~~37~~

SECTION 9 SANTEE LAKES RECREATION PRESERVE

9.1 INTRODUCTION

Santee Lakes Recreation Preserve (Park) is a beautiful recreational facility owned and operated by Padre Dam Municipal Water District. It is located strategically within San Diego County. Its seven Lakes, which contain approximately 82 surface acres of water, were formed by sand and gravel mining in the dry stream bed of Sycamore Canyon as part of the District's original water reclamation program.

In the early 1960's, the District converted the Lakes to recreational use to demonstrate the concept of water reuse. Its purpose was also to gain public acceptance of reclaimed water for recreational, agricultural, irrigation, and industrial applications.

Today, the Park provides daytime recreation, overnight camping, picnicking, fishing, and special events. Santee Lakes is a self-sufficient, enterprise operation funded by revenue generated from user fees of park facilities and events, grants and donations. No subsidy is received from taxpayers or Padre Dam's water or sewer customers.

9.2 AUTHORITY AND ENFORCEMENT OF PARK REGULATIONS

9.2.1 Authority

The California Water Code authorizes the District to govern the public use of its facilities, and these rules and regulations are established pursuant to this code for the protection of District property and public safety.

The District's rules and regulations governing public use of Santee Lakes Recreation Preserve, including reasonable fees for such use, are established by ordinances of its Board of Directors.

9.2.2 Enforcement

The Park rules and regulations shall govern and apply to all visitors utilizing the Santee Lakes Recreation Preserve.

District Park staff are authorized and empowered to enforce Park rules and regulations, as well as State and local codes relating to safe use of the Park and any other facilities owned, operated, or leased by the District. Park staff may issue citations for violations and eject or exclude any violator as specified in the Park Rules and Regulations.

9.2.3 Hours of Use (Park Day Use - Lakes #1-5)

No person shall remain upon the grounds of Santee Lakes Recreation Preserve (day use - Lakes 1-5) or occupy the grounds of such areas, or any part thereof, or use any of the facilities and/or equipment therein, or permit any vehicle to remain therein, except between the hours of 8:00 am and the posted closing time Monday through Thursday and 6:00 am and the posted closing time Friday, Saturday, and Sunday (campground excluded). Park hours are subject to seasonal and special use changes.

9.2.4 Children

No person shall permit any child under the age of twelve years to be left unattended on the Park or District property.

9.2.5 Protection of Children in Santee Lakes

Prohibition:
In accordance with Penal Code section 3053.8, any person who is released on parole after having served a term of imprisonment for any of the offenses specified in Section 3053.8(b) in which one or more of the victims was under 14 years of age, and for which registration is required pursuant to the Sex Offender Registration Act, is prohibited from entering Santee Lakes Recreation Preserve without the express permission of his or her parole agent.

Enforcement:
Any person who violates this Section will immediately be ejected from the Santee Lakes Recreation Preserve and may be subject to monetary penalties pursuant to Water Code Section 71600 and shall be guilty of a misdemeanor pursuant to Section 71660 of the Water Code.

Further, any person who violates this Section 9.2.5 may also be subject to criminal prosecution in accordance with state law.

9.3 PARK VEHICLE USE

Operators of motor vehicles, motorized scooters and golf/utility carts as well as bicycles, skateboards, skates, non-motorized scooters and other self-propelled vehicles within the Park shall strictly obey all State and local vehicle operation statutes, codes, and regulations, as well as all Park rules and regulations. Loud or disruptive vehicles are prohibited within the Park boundaries.

9.3.1 Vehicle Speed Limit

Visitors shall not operate any vehicle within the Park at a speed in excess of the posted speed limit. No visitor shall drive a vehicle within the Park other than in a reasonable and prudent manner and with due regard for traffic and road conditions. In no event shall a vehicle be driven at a speed which endangers the safety of persons, property, or wildlife.

9.3.2 Drivers' Licenses

Visitors shall not operate any type of motorized vehicle on Park property that requires a valid license to drive it, without possession of a valid driver's license.

9.3.3 Roadway Rules

Vehicles shall be operated only on designated roadways and parking areas. Motor vehicles, bicyclists, skaters, scooters, walkers, runners and other recreational users shall share the roadways within the Park.

9.3.4 Vehicle Washing and Repair

Persons are prohibited from washing, repairing, or cleaning any vehicles within Park boundaries.

9.3.5 Vehicle Parking

Visitors shall not illegally park a vehicle within the boundaries of the Park or campground, or leave a vehicle parked overnight in either the day-use area or campground without authorization by the District. The District reserves the right to tow vehicles illegally parked within the Park or campground, at the vehicle owner's expense.

9.3.6 Day-Use Vehicle Parking/Entrance Fees

Fees for vehicle, RV and bus parking/entrance shall be paid by Park visitors as stated in section 9.12.1 (Vehicle Parking/Entrance Fees). Peak Demand fees may be collected during periods of higher consumer demand; a time at which a product is at its strongest sales.

9.3.7 RVs and Buses in the Day Use Area

RVs and/or buses that do not adequately fit in a marked parking stall must park parallel along the west side of Lake1.

9.3.8 Electric Vehicle and Golf/Utility Cart Use

Electric vehicles and golf/utility carts within the Park boundaries shall strictly obey all State and local vehicle operation statutes, codes, and regulations; shall only operate on designated roadways; shall obey all of the rules listed above.

The operator of an electric cart golf/utility cart within the Park boundaries must possess a valid driver's license; all electric vehicles and golf/utility carts must be registered and paid for at the Park Office. Fees for electric vehicle and golf cart/utility cart parking shall be paid on a per "car" basis by Park visitors as stated in section 9.12.1 (Vehicle Parking/Entrance Fees).

9.3.9 Motorized Scooters

All motorized scooters within the Park boundaries shall strictly obey all Park rules and regulations and shall only operate on designated roadways.

Gas powered scooters are prohibited within the Park boundaries. Only electric powered scooters are permitted for use within the Park boundaries. The operator of a motorized scooter must be at least 12 years of age. All operators, regardless of age, must wear a helmet at all times.

9.3.10 Walkways

Sidewalks and walkways must be shared by pedestrians, skateboards, bicycles, scooters, roller blades and other users. No one shall use the sidewalks or walkways in a manner that endangers themselves or others. While using the walkways or sidewalks, speed must be limited to a rate that is controlled and is not dangerous. Dangerous or unsafe conditions will be determined at the sole discretion of Park Staff.

9.4 BOAT USE

9.4.1 Boat Rentals

Park visitors may rent row boats, pedal boats, kayaks or canoes for use on designated Lakes only. Boats may be rented year-round during Park Office Hours, subject to weather and other seasonal factors.

9.4.2 Rental Rates

Fees for renting boats shall be paid by Park visitors as stated in section 9.12.2 (Boat Rental Rates).

9.4.3 Boat Operation

Visitors shall not operate any boat within the Park other than District-owned rental craft, unless prior approval is obtained from the District.

9.4.4 Boat Docks

Only employees and paid boat rental customers, while loading or unloading, are permitted on the boat docks. Loitering or fishing on the boat dock and rental area is prohibited.

9.4.5 Life Jackets

Life jackets approved by the United States Coast Guard must be worn by all children under 13 years old and all non-swimmers occupying any boat at Santee Lakes. Children under the age of one year old or less than 20 lbs. are not allowed on the boats. All occupants of canoes, kayaks, and rowboats, regardless of age, must wear life jackets. Removal of life jackets while aboard a boat will result in loss of boating privileges and forfeiture of all fees paid. Such equipment is provided by the District.

9.4.6 Boat Load Limits

The maximum manufacturer boat load limits must be observed at all times:

Pedal Boats	Follow occupancy and load limits posted on each vessel.
Row Boats	Four adults and one child under 60 lbs. ~~In order to rent a pedal or row boat, one occupant must be a minimum of 18 years of age.~~
Canoes/Kayaks	~~Two persons, one of whom must be 18 years of age or older.~~ Children under 13 years of age will not be permitted on canoes or kayaks.

Individuals must be at least 18 years of age in order to rent a pedal boat, row boat, canoe, or kayak. One occupant of the boat must be a minimum of 18 years of age or older.

9.4.7 Unsafe Activities

Any malicious or unsafe boating activities, or any failure to observe all posted safety rules, will result in loss of boating privileges and forfeiture of all fees and deposits paid. Boat occupants must remain seated at all times. Body contact with the water is prohibited. Boats must remain a minimum of five feet away

from the shore and other vessels. Unloading and/or exchanging occupants on the islands or any location other than the boat dock is strictly prohibited.

9.4.8 Responsibility for Loss or Damage

Boat rental customers shall be responsible for any loss or damage to boats, life jackets, boat paddles or oars, and/or any other District property.

9.4.9 Boating Hours

Boats may be rented to the public only during posted hours. All boats must be returned to the dock no later than one-half hour prior to Park Office closing time unless otherwise specified by Park Staff.

9.5 FISHING AT SANTEE LAKES

The District operates a fishing program at the Park, and various Lakes are periodically stocked with fish.

9.5.1 Park Fishing Regulations

Park visitors shall obey all Park fishing rules and regulations as promulgated by the District. Fishing is allowed only in designated Lakes.

9.5.2 Park Fishing Permits

No person 16 years or older shall fish without a valid adult fishing permit. No child between 7 and 15 years of age may fish without a valid junior fishing permit. One child under 7 years of age may fish without a permit when accompanied by an adult with a valid permit; the fishing limit shall be that of one person. The Teen Bass Pass, which is part of our annual permit program for catch and release bass fishing, may be purchased by youth 16 and 17 years of age. An additional permit may be required for taking trout during specified times of the year.

All permits are non-refundable and non-transferable. Permits may be obtained from various outlets throughout the Park.

A Park fishing permit entitles anglers to utilize only one closely attended fishing pole with a maximum of three hooks. A second fishing pole may be utilized only with the purchase of a second pole permit. Fees for fishing permits shall be paid by Park visitors as stated in section 9.12.3 (Fishing Permit Fees).

9.5.3 Fishing License

The District may require anglers over the age of 16 to obtain a valid California State Fishing License issued by the California Department of Fish and Game.

9.5.4 Fishing Hours

Day-use visitors may fish only during posted Park hours unless authorized by the Park and Recreation Director. Registered campers may fish from sunrise to sunset with a Day-Use Fishing Permit and from 5:00 pm to 11:00 pm with a Night Fishing Permit.

9.5.5 Night Fishing

Anglers must be a registered camper, have a light at all times and be at least 16 years of age or accompanied by an adult. Anglers may only night fish on Lakes 6 and 7 between the hours of 5:00 pm and 11:00 pm. The 9:00 pm campground quiet hour must be observed. Anglers may not fish directly behind or within close proximity to a campsite not registered under their name.

9.5.6 Daily Creel Limits

Authorized District staff reserves the right to inspect the creel catch of any angler fishing on District property. Anglers may only place their catch in one single location. Creels may not be shared among two or more anglers.

Creel limits for all fish with the exception of bass which is strictly catch and release, and carp which does not have a limit, shall not exceed a combined total of five fish per person, per day. When Carp are caught, they shall not be released back into any of the Lakes within the Recreation Preserve. Incentives for the catch and removal of carp from Santee Lakes may be provided at the discretion of the Director of Park and Recreation. Anglers in possession of fish in excess of the creel limits or in violation of any fishing Rule or Regulation are subject to a non-compliance fee. Fees for noncompliance with daily creel limits and fishing restrictions imposed by permit or otherwise at the Park shall be paid by Park visitors as stated in section 9.12.5 (Non-Compliance Fees).

Creel limits and fishing regulations may be changed as deemed necessary by the Park and Recreation Director.

9.5.7 Bait Restrictions

The use of live bait is not permitted except for worms. The use of any type of attractant or chum is not permitted. Corn may not be used as bait.

9.5.8 "Catch and Release" of Fish

The practice of "catch and release" of catfish is strongly encouraged. The "catch and release" of trout and carp is prohibited. Bass fishing is limited to catch and release only. All bass caught in any of the Lakes must be released back into the lake that it was caught in. Persons in violation of the catch and release policy are subject to a non-compliance fee, which shall be paid by Park visitors as stated in section 9.12.5 (Non-Compliance Fees).

9.5.9 Lakes Designated for Fishing

Fishing in Lakes 6 and 7 is restricted to registered campers only. All other Lakes are open for public fishing unless otherwise designated and posted. Non–registered campers may purchase a stamp along with a daily fishing permit to fish Lakes 6 and 7. The District may limit the number of stamps sold in order to fish Lakes 6 and 7. All other fishing rules covered in section 9.5 will apply unless special privileges are requested in advance and approved by the District. Fees for use of Lakes 6 and 7 shall be paid by Park visitors as stated in section 9.12.3 (Fishing Permit Fees).

9.5.10 Non-Compliance Fee

Visitors observed fishing without a Park Fishing Permit or in violation of any fishing Rule or Regulation will be required to pay an additional fee called a Non-Compliance Fee. This fee is in addition to the Park Fishing Permit and will be required to be paid prior to obtaining permission to continue to fish at Santee Lakes Recreation Preserve. Any angler fishing or in possession of fish without a valid permit is subject to prosecution of applicable State Penal Code violations and may be required to purchase all fish in possession at the established cost per pound. Fees for noncompliance with daily limits and fishing restrictions imposed by permit or otherwise at the Park pursuant to this section shall be paid by Park visitors as stated in section 9.12.3 (Fishing Permit Fees) and 9.12.5 (Non-Compliance Fees).

9.5.11 Sportsmanship

The Santee Lakes fishing program is committed to promoting sportsmanship and fairness. The permitted technique for taking fish is limited to only that of pole fishing. Drop lines, trout line, magnets, spearing, netting and other techniques are not permitted. Anglers are urged to respect the rights of others, and allow fair distance between each other.

9.6 PICNIC AND RECREATION AREAS

9.6.1 Reserved Day Use Areas

Groups and organizations may reserve designated day-use areas in the Park for picnics, recreation, and other special events.

The Park Office must be contacted in advance regarding availability of group day-use locations, reservations, and the payment of related fees including event deposit. Peak Demand fees may be collected during periods of higher consumer demand; a time at which a product is at its strongest sales. Groups must reserve appropriate areas for the number of people in attendance. Horseshoe pits are available by reservation only with a refundable deposit. All Park visitors including those with a reserved group area must pay the vehicle parking/entrance fee. Prepaid parking/entrance tickets may be purchased at the Park Office. Payment and cleaning deposits are due at time of reservation. Group Areas are non-refundable except for rain as determined by the Park and Recreation Coordinator in his or her sole discretion on the day of event.

Fees for reservation and use of the day-use areas shall be paid by Park visitors as stated in section 9.12.6 (Event Deposits) and 9.12.7 (Picnic Area Fees).

Groups given authorization to use the Park after normal operating hours will be required to pay additional fees for patrol, security, maintenance, and gatehouse staff. Park management, at their sole discretion shall determine how many additional staff will be required.

9.6.2 Equipment Rentals

Park visitors may rent various picnic and recreation equipment from the Park Office. Equipment is available by reservation only with a refundable deposit. Fees related to equipment use shall be paid by Park visitors as stated in section 9.12.4 (Miscellaneous Fees for Day Use Services) and 9.12.8 (Rental Equipment).

9.6.3 Use of Sound Amplifying Equipment

Sound Amplifying Equipment can only be used in reserved specified day-use areas. Visitors shall not use sound amplifying equipment without the prior approval of the District and payment of applicable fees. Fees related to amplified music shall be paid by Park visitors as stated in section 9.12.8 (Rental Equipment).

The noise level of any sound amplifying equipment approved for use within the Park shall not cause unreasonable discomfort or annoyance to other Park visitors, or to any persons within hearing range outside the Park. In no event shall the ambient noise level exceed 50 decibels, 50 feet from noise source.

Live bands are not permitted within Santee Lakes except with special authorization and permission from the Park Management.

Visitors shall not use stereos, including vehicle stereos, in a manner that is disruptive to other Park visitors or surrounding residents.

9.6.4 Inflatables

Inflatables are allowed in designated reserved areas only. A Hold Harmless Agreement must be on file prior to the event. The company or organization providing the inflatable(s) must provide proof of liability insurance in the amount of $2,000,000 per occurrence/$4,000,000 aggregate for bodily injury, personal injury, and property damage *naming Padre Dam Municipal Water District as additional insured.* The individual or group reserving or using a Park picnic area must supervise and be responsible for the inflatable during the entire time it is within the Park boundaries. This includes supervision until the inflatable is removed by the rental company. Personally owned inflatables are not permitted. Inflatables may only be provided by professional rental companies that meet the "Approved Vendor" and insurance requirements established by the Park. "Quiet Generators" must be used. In no event shall the ambient noise level exceed 50 decibels, 50 feet from noise source. Fees related to specialty uses (including but not limited to use of inflatables and dunk tanks) shall be paid by Park visitors as stated in section 9.12.7 (Picnic Area Fees).

9.6.5 Carnival Rides and Specialty Equipment

Carnival rides and specialty equipment must be approved in advance by the District. All insurance requirements and use fees stated in section 9.6.4 (Inflatables) shall apply. All load-ins and load-outs of equipment must take place within the designated timeframe specified by Santee Lakes. If there is an event prior, a coordinated timed delivery will be required. Santee Lakes is not responsible for checking in or handling any items brought into the venue by rental companies. All external items must be checked in and signed for by the individual or group using the Park space or individual or group's representative. All excess material (such as bubble wrap, boxes, hangers, plastic, etc.) created by deliveries must be removed and disposed of by rental company, individual or group using the Park space, or the individual or group's representative. Limited storage may be available upon request. Space rental fees will be applied to any items left overnight or beyond normal load-in/load-out times. Items left beyond the agreed upon load-out time are subject to removal at the individual or group using the Park space expense. This also applies to items left post-event for shipment out via contracted company. Note: It is not the responsibility of Santee Lakes to ensure that pick-ups are scheduled and executed.

9.6.6 Day Camps & Field Trips

The Park Office must be contacted in advance regarding availability of group day-use locations, reservations, and the payment of related fees for all organized Day Camps and Field Trips. These groups include but are not limited to non-profits, schools, churches, municipalities and social service organizations. A per passenger fee will be charged for all visitors arriving by bus or van with 10 passengers or more as stated on section 9.12.1 (Vehicle Parking/Entrance Fees). Additional vehicles will be charged the normal parking/entrance fee as stated in section 9.12.1 (Vehicle Parking/Entrance Fees).

Prepaid parking/entrance tickets may be purchased at the Park Office. Payment of the fee and a cleaning deposit is due at time of reservation. Trash containers and portable restrooms will be reserved by the Park Office at an additional charge to the group as determined by Park Staff. Fees related to trash containers and portable restrooms shall be paid as stated in section 9.12.7 (Picnic Area Fees).

9.6.7 Large Groups (300 or more)

Large groups of 300 or more must reserve all of Lake 1 (areas A-D, Gazebo 1) or all of north Lake 5 (areas Q-V, Gazebo 3), submit a detailed parking plan no less than 20 days prior to the scheduled event for approval by Park Management, and comply with all regulations in this section.

Trash containers and portable restrooms will be reserved by Park Office at an additional charge to the group as determined by Park Staff. Event liability insurance in the amount of $2,000,000 per occurrence/$4,000,000 aggregate for bodily injury, personal injury, and property damage naming Padre Dam Municipal Water District as additional insured will be required for events and/or picnics of 300 guests or more; or of any picnic/party as deemed necessary in the judgment of the Park Management. Vehicle Parking/Entrance Fees related to large groups shall be paid in the same manner as stated in section 9.6.6 (Day Camps & Field Trips). Additional fees, including staff time reimbursement, may apply, as determined at Park Management's discretion.

9.6.8 Approved Vendors and Advertisements

A. Vendor Policy

All Park users must utilize service vendors from the Park's Approved Vendor List. A copy of the Approved Vendor List is available from the Park Office. Once a vendor has met all requirements for the Approved Vendor list and remains a member in good standing, they may also opt for inclusion (for an additional fee) on the Preferred Vendor List.

All Vendors who wish to be included on the Approved Vendor List must comply with the following:

1. Applicant must submit a completed Approved Vendor Application/Permit.
2. Filling out the application does not guarantee approval. Applications will be reviewed by the District and the vendor will receive notification of approval or rejection within 10 business days of the District's receipt of the application.
3. If approved, the Permit is effective on the date of issuance and is valid for duration of the calendar year (through December 31st).
4. There is no automatic renewal at the end of the calendar year. Vendors must apply each year

if they wish to remain on the Approved Vendor List.

5. Applicant must provide a list of at least three references.
6. Applicant must provide a high level of customer service.
7. Applicant must have a reputation for professional business practices.
8. Applicant must provide a schedule of fees and will agree to maintain those fees without change for the duration of the permit period.
9. Applicant must have a valid City of Santee Business License.
10. Applicant must provide proof of liability insurance in the amount of $2,000,000 per occurrence/$4,000,000 aggregate for bodily injury, personal injury, and property damage naming Padre Dam Municipal Water District as additional insured (copy of insurance certificate must be on file for the duration of the permit period).
11. Only Santee Lakes Preferred Vendors will receive the additional benefits of cross-promotion and online exposure through Santee Lakes' marketing channels.
12. Applicant must pay the Approved Vendor or Preferred Approved Vendor Fee as stated in section 9.12.7 (Picnic Area Fees).

B. Approved Vendors Operating Unmanned Aircraft System (UAS)/Drones

All UAS operations within the Park shall be conducted by Vendors approved through the procedure laid out in Section 9.6.8.

All UAS operations shall be conducted in full compliance with the regulations promulgated by the Federal Aviation Administration as may be amended from time to time. These regulations include, but are not limited to:

1. All UAS must be operated below 400 feet and remain clear of surrounding obstacles;
2. All UAS must remain within visual line of sight of the operator at all times;
3. All UAS must remain clear of and not interfere with any manned aircraft operations, including but not limited to any aircraft being operated by emergency services personnel whether or not in the commission of their duties;
4. No UAS may operate within five miles of an airport unless the operator has contacted the airport and control tower before flying, and presents proof of that contact to Park Management;
5. No UAS may be operated within 100 feet of an individual or wildlife within the Park, regardless of the vertical altitude of the drone at the time;
6. No UAS shall be operated in a careless or reckless manner such that the operation may endanger people or other aircraft or harm Park property.

C. Advertising Policy

Consistent with California Water Code section 71000 *et seq.,* the District's primary functions are to provide water, recycled water, sewer and recreational services. The District operates the Santee Lakes Recreation Preserve (Park) as part of its commitment to providing recreational services and demonstrating the concept of water reuse. The District authorizes advertising in the Park brochure under District advertising contracts for the purpose of generating revenue to support Park operations.

In keeping with its functions noted above, the District does not intend by accepting advertising to convert its property into an open public forum for public discourse, debate or expressive activity. In furtherance

of this discreet and limited objective, the District retains control over the nature of advertisements accepted for posting in the Park brochure and maintains its advertising space as a non-public forum. This policy prohibits advertisements that could detract from the District's goal of generating revenue or interfere with the safe and convenient delivery of District services to the public. Through this policy, the District intends to establish the following uniform, viewpoint-neutral standards for advertisements in the Park brochure:

1. District advertising contractors shall not post any advertisement that concerns a declared political candidate or ballot measure scheduled for consideration by the voters in an upcoming election or an initiative petition submitted to the San Diego Registrar of Voters.
2. District advertising contractors shall not post any advertisement that infringes on any copyright, trade or service mark, title or slogan.
3. District advertising contractors shall not post any commercial advertisements that are false, misleading or deceptive.
4. District advertising contractors shall not post any advertisement that is obscene or pornographic.
5. District advertising contractors shall not post any advertisement that is clearly defamatory or advocates imminent lawlessness or violent action.
6. District advertising contractors shall not post any advertisement for tobacco or firearms.
7. District advertising contractors shall not post any advertisement for a business with a Better Business Bureau rating of less than A.
8. District advertising contractors and/or officials or officers thereof who have violated any of the District Rules and Regulations are prohibited from posting any advertisement.
9. District advertising contractors shall post the following language with every advertisement, in a size and location approved by the District: "The views expressed in this advertisement do not necessarily reflect the views of the Padre Dam Municipal Water District."

The District reserves the right, from time to time, to amend, suspend, modify or revoke the application of any or all of these standards as it deems necessary to comply with legal mandates, or to facilitate its primary functions, or to fulfill the goals and objectives referred to herein. All provisions of this advertising policy shall be deemed severable.

Contracts granting advertising rights in the Park brochure shall include this policy as an attachment and require the following:

1. The advertising contractor must comply with the advertising standards set forth in this advertising policy, as they may be amended from time to time.
2. The advertising contractor must display only those advertisements that are in compliance with this advertising policy.

9.6.9 <u>Beer Kegs</u>

Beer kegs are not permitted in the Park or campground without prior approval by Park Management.

9.6.10 Sprayground

1. Sprayground use is for children ages 13 years and younger.
2. Adults may accompany children under the age of four onto the Sprayground.
3. Running, jumping, unsafe play and climbing is prohibited.
4. Swim diapers are required for toddlers.
5. No glass allowed in Sprayground area.
6. Each child must purchase and wear a Sprayground wristband.

Fees related to Sprayground use shall be paid as stated in section 9.12.13 (Sprayground Fees).

9.6.11 Dining Deck

The Dining Deck is available from Day Use Park opening until thirty minutes prior to Park closing. Dining Deck hours are subject to change. Guests may reserve the Dining Deck for special events. The following are prohibited on the Dining Deck:

1. Outside Food or Drink
2. Smoking
3. Personal Music
4. Feeding Wildlife
5. Fishing

To ensure guest safety, wheeled vehicles, except those utilized for persons with disabilities or individuals with mobility issues, are prohibited on the dining deck adjacent to the kitchen and General Store.

It is at the discretion of Park staff to determine whether or not a visitor is in compliance.

9.7 PROTECTION OF PARK PROPERTY, PUBLIC AND WILD LIFE

9.7.1 Park Property

Visitors shall not damage or deface any Park property owned or leased by the District.

9.7.2 Park Vegetation

Visitors shall not dig up, remove, or damage any tree, plant, shrub, or other vegetation in the Park. Visitors shall not tie, wire, screw, nail, staple, tape, hang or drape any item(s) from trees.

9.7.3 Trash Disposal

Visitors shall not place or leave any glass, ashes, wastepaper, bottles, cans, or other trash or rubbish in the Park except in receptacles provided for that purpose. Trash or rubbish shall not be brought into the Park for disposal.

9.7.4 Trespassing

Visitors shall not trespass on Park property or use Park facilities during hours not posted for public use, and shall not remain on the premises after closing, except with the prior approval of the District.

9.7.5 Fire Hazards

Visitors shall not create any fire hazard in the Park.

9.7.6 Birds and Animals

Visitors shall not molest, injure, or kill any bird, mammal, or reptile in the Park or interfere with its habitat. Additionally, visitors shall not cause any bird, mammal, or reptile to be molested, injured, or killed in the Park, and shall not cause interference with its habitat.

9.8 PROHIBITED ACTIVITIES

9.8.1 Use of Firearms, Explosives and Projectiles

Visitors shall not possess or discharge any firearms, other weapons or fireworks, or any other article of an explosive nature within the Park.

Visitors shall not possess or use any archery equipment, darts, or other projectiles within the Park.

9.8.2 Selling or Soliciting

Visitors shall not engage in soliciting, selling, or peddling any goods or services, or distribute any circulars in the Park, without the prior approval of the District.

9.8.3 Wading or Swimming

Visitors shall not swim or wade in any lake, pond, or stream within the Park.

9.8.4 Intoxication or Influence of Alcohol or Drugs

Visitors shall not be permitted on Park premises while intoxicated or under the influence of alcohol or drugs.

9.8.5 Service Animals, Pets and other Domestic Animals

Visitors shall not bring any pet or other domestic animals into the day-use area of the Park, including horses and emotional or comfort support animals, unless such animal is confined within a vehicle, and with the prior approval of the District. Provided, however, that Visitors may bring dogs into the park at designated locations for the purpose of using the Pet Walk Area and Campground, including as specifically stated in section 9.9.14 (Pets in Campground).

In accordance with Title II of the Americans with Disabilities Act ("ADA") and applicable state law, Santee Lakes welcomes visitors with service animals. Service animals are "dogs that are individually trained to do work or perform tasks for people with disabilities," according to the Revised Americans with Disabilities Act Service Animal Requirements. Our Pet Policy applies to service animals with the following exemptions:

1. Service animals in a working capacity are allowed in all public areas of the park when accompanied by a visitor with a disability; and,
2. Service animals should be harnessed, leashed or tethered unless such devices interfere with the service animal's work, or if the visitor's disability prevents the use of these devices. In that case, the visitor must maintain control of the animal through voice, signal or other effective controls.

We understand that service animals may need recreational breaks; therefore, if a service animal is not working (e.g., running around, playing fetch, etc.), it is only permitted at designated pet locations. Emotional support animals, comfort animals, and therapy dogs are not service animals under applicable law. Other species of animals, whether wild or domestic, trained or untrained, are not considered service animals. The work or tasks performed by a service animal must be directly related to the individual's disability.

Examples of animals that fit the ADA's definition of "service animal" because they have been specifically trained to perform a task for the person with a disability include:

- Guide Dog or Seeing Eye Dog is a carefully trained dog that serves as a travel tool for persons who have severe visual impairments or are blind.
- Hearing or Signal Dog is a dog that has been trained to alert a person who has a significant hearing loss or is deaf when a sound occurs, such as a knock on the door.
- Psychiatric Service Dog is a dog that has been trained to perform tasks that assist individuals with disabilities to detect the onset of psychiatric episodes and lessen their effects. Tasks performed by psychiatric service animals may include reminding the handler to take medicine, providing safety checks or room searches, or turning on lights for persons with Post Traumatic Stress Disorder, interrupting self-mutilation by persons with dissociative identity disorders, and keeping disoriented individuals from danger.
- SsigDOG (sensory signal dogs or social signal dog) is a dog trained to assist a person with autism. The dog alerts the handler to distracting repetitive movements common among those with autism, allowing the person to stop the movement (e.g., hand flapping)
- Seizure Response Dog is a dog trained to assist a person with a seizure disorder. How the dog serves the person depends on the person's needs. The dog may stand guard over the person during a seizure or the dog may go for help. A few dogs have learned to predict a seizure and warn the person in advance to sit down or move to a safe place.

Under the ADA, service animals are limited to dogs. However, entities must make reasonable modifications in policies to allow individuals with disabilities to use miniature horses if they have been individually trained to do work or perform tasks for individuals with disabilities.

9.8.6 Unsafe Activities

Visitors shall not engage in any activity on Park premises that is deemed unsafe or hazardous by the Park staff.

A person who commits any one of the following is in violation of the rules and regulations and must immediately leave the premises:

1. Engages in fighting or violent behavior;
2. Makes loud and raucous noise which causes unreasonable stress and nuisance to other Park visitors;
3. Disregards or disobeys direction given by Park Staff;
4. Directs abusive epithets or makes any threatening gesture which the person knows is likely to provoke a violent reaction by another, including, but not limited to, spitting on the person or property of another, calling a person slanderous or vile names, or intentionally antagonizing another by use of scurrilous or "fighting" words;
5. Disturbs any lawful assembly or meeting of persons by conduct intended to disrupt the meeting or assembly.

9.8.7 Consumption of Alcohol

Except as follows, the possession of any receptacle which contains any alcoholic beverage and which has been opened, or the seal broken, or the contents of which have been partially removed is prohibited:

1. On weekends during posted Park hours; and
2. On any legal holidays designated by Park Staff; and
3. As authorized by a facility use permit issued by the Park Staff.

9.8.8 Smoking

Smoking is prohibited in the Day Use Area of Santee Lakes Recreation Preserve. The "Day Use Area" means all Park property south of the southern shoreline of Lake 6. "Smoking" means using any object or device containing a tobacco product or any other weed, propylene glycol, vegetable glycerin, or plant, typically used for smoking, vaping or hookah. Individuals found in violation will be issued a citation and/or ejected from the Park.

9.8.9 Lighter Fluid

The use of lighter fluid or any combustible in order to start a fire or a barbecue is prohibited within the Park and campground.

9.8.10 Lost and Found

All lost and found items must be turned into the Park office. Items will be retained in the Park office for 14 days. Items considered to be worth in excess of $150.00 will be retained for 21 days. Once the retention period has passed, all items not claimed will be either disposed of in the dumpster or taken to a non-profit drop-off center.

9.8.11 Use of Unmanned Aircraft System (UAS)/Drones

Visitors shall not possess or pilot any Unmanned Aircraft System (UAS)/Drones within the Park. All UAS operations within the Park shall be conducted by Vendors approved through the procedure laid out in Section 9.6.8.

9.8.12 Storage of Personal Property

Visitors shall not store or accumulate trash, debris, or personal property within the Park. Shopping carts or any other containers storing personal property, trash, or debris are prohibited in the Park.

9.9 SANTEE LAKES CAMPGROUND

Padre Dam Municipal Water District operates a campground area at Santee Lakes Recreation Preserve, offering full hookup camping by the day, week, or month, as well as tent camping on a limited basis. Peak Demand fees may be collected during periods of higher consumer demand; a time at which a product is at its strongest sales.

Definitions

Bus Conversion: Any bus (Greyhound type, transit bus, or school bus) that has been converted to a motorized RV.

Camping Unit: A Motorized RV, Towable RV, Truck Camper, or Tent.

Campsite: A space designed and promoted for the purpose of locating a Motorized RV, Towable RV, Truck Camper, and Tent to be used for camping.

Car Dolly: A small two-wheeled dolly used solely for the transportation of a vehicle.

Conversion: Vans, trucks and sport utility vehicles typically manufactured by an auto maker, modified in appearance for transportation and recreation by a company specializing in customized vehicles.

Motorized RVs: An RV built on or as an integral part of a self-propelled motor vehicle chassis, combining transportation and living quarters in one unit.

Primitive Camping: Camping without the modern convenience of full-hookup facilities of water, sewer, and electricity.

Tent: A portable canvas or synthetic fiber structure used as a temporary dwelling for vacation or recreation purposes.

Tent Trailer: A separate compartment tent, also known as a pop-up tent, which is towed behind your vehicle.

Towable RVs: An RV designed to be towed by a motorized vehicle (car, van, or pickup truck) and of such size and weight as not to require a special highway movement permit.

Truck Camper: A camping unit that is loaded onto, or affixed to the bed or chassis of a pickup truck. Truck Campers must stay affixed to the vehicle at all times while in the campground. The exception is when the Truck Camper is equipped with a device designed and manufactured to be used and occupied while not affixed to the bed or chassis of a pickup truck (i.e. Stable Lift).

Utility Trailer: A trailer used solely for the transportation of the user's personal property and does not exceed a gross weight of 10,000 lbs. (DMV def.).

Back-In: A site that requires the RV to reverse in.

Pull-Through: A site that requires the RV to enter from one end of the site and exit from the other.

Pull-In: A site that requires the RV to pull straight in for entry, and to exit in reverse.

9.9.1 Camping Facilities

Full hookup and tent camping facilities are available to the public. The Camping Unit must be set up on an assigned site. The Camping Unit must be positioned on the designated campsite appropriately so that the utility hook ups are located on the correct side. Back-in sites require the RV to back up into them. RV campsites can be "pull-through" sites, which are those that the driver can enter from one end and exit from the other. "Pull-in" sites require the RV to enter straight in for entry, and to exit in reverse. A Camping Unit not properly positioned on the campsite will be required to move and reposition appropriately. Campsites with towable RVs must have a tow vehicle onsite, each day and night during the entire reservation period. RV storage, laundry facilities, propane gas service, and a dump station for RV holding tanks are also available. A Clubhouse is available (see section regarding Campground, Clubhouse, and Laundry).

9.9.2 Tent Camping

Tent camping is allowed in designated loops only unless otherwise authorized in advance by the District. One tent per campsite is permitted. Organized group tent camping for special events is allowed in any location of the Park, by permit only. Tent camping is available on a limited basis. All campsites must have a vehicle on site. Tents may not be used for storage. Makeshift tents and clotheslines are not allowed. Tents must not infringe upon other campsites or community areas. There is a two-week maximum stay in a 12-month period if a tent or tent trailer is the primary Camping Unit.

9.9.3 Camping Unit Appearance Restrictions

All Camping Units must have current registration and licensing. The Recreation Vehicle Industry Association (RVIA) or Department of Housing certifications are required. Camping at Santee Lakes is a privilege and not an absolute right; therefore, Santee Lakes has adopted rules and regulations regarding the appearance of Camping Units and will deny privileges based on unsightly appearance. Park staff will perform an inspection of all Camping Units entering the Park. If any of the following items are identified, privileges will be denied:

1. Damage to the exterior of the unit, including but not limited to, broken windows, dents, rust, holes, exposed wiring or missing panels.
2. Leaks.
3. Missing components.
4. Offensive or unsightly graphics or paint design.
5. Makeshift repairs using tape, tarps and/or other materials not suited.

9.9.4 Campsite Rates

Advance campsite reservations require payment of a deposit. Advance campsite reservations of seven nights or less require payment in full at time of reservation. Peak Demand fees may be collected during periods of higher consumer demand; a time at which a product is at its strongest sales. Campsites may be cancelled with a minimum 48-hours advance notice. Fees related to camping and miscellaneous services and deposit amounts shall be paid as stated in sections 9.12.9 (Campsite Fees) and 9.12.10 (Miscellaneous Fees for Campground Services). Camping rates are subject to a City of Santee Occupancy tax. Camping fees must be paid in full no later than the close of business on the first day of each reservation or the reservation is considered delinquent. Campers who are delinquent in campground fees are subject to Vacating/Eviction procedures, which may include, but are not limited to, removing the camper's vehicle at camper's expense.

Special rates may be available, as approved by the District, for Good Sam Members and RV clubs.

The following applies to extended stay campers (those who plan to be, or have been camping for 30 nights or longer: Extended stay campers may be required to establish creditworthiness or pay a security deposit. At the time of application for a long-term reservation, the applicant may be required to provide identification and a social security number to establish creditworthiness. Photo identification may be required.

Any applicant unable to establish creditworthiness and/or provide adequate identification shall be required to provide a security deposit.

The security deposit shall be calculated at the current extended stay rate of the reservation site plus 2 weeks and will be refunded at the check-out after all charges and fees have been processed and paid in full.

Campsite fees must be paid by the individual who will be camping and occupying the campsite. No person shall be allowed to pay for another's camping reservation fee unless authorized by Park Management.

9.9.5 Campsite Occupancy

The camping rate includes two people per extended stay site and six people per nightly site. Additional fees are required for additional people for the extended stay sites. Maximum campsite occupancy is six people per site. Each campsite is limited to one camping unit, as defined in this section, and one passenger vehicle. Additional passenger vehicles must be parked in the guest area upon payment of an extra vehicle parking fee. Parking pass must be displayed. No passenger vehicles shall be slept in or inhabited while at the Park. Fees related to additional people and vehicles shall be paid as stated in section 9.12.9 (Campsite Fees).

9.9.6 Minors in Campground

Minors under 18 years of age shall not be allowed to register for a campsite. Minors under 18 years of age must be accompanied by their legal guardian while camping overnight. Minors under the age of 18 are required to be in their campsite by 9:00 pm.

9.9.7 Campground Check In/Out Time

Campground check-in is from 1:00 pm to 10:00 pm; check-out is by 12:00 pm. Campsites must be vacated by 12:00 pm in order to avoid payment of additional fees as stated in 9.12.9 (fee for Late Off Site), unless camper paid in advance for a Late Check Out as stated in 9.12.9. Campground stays may be extended subject to site availability. Campers desiring to extend their stay must register prior to 11:00 am on their scheduled day of departure.

9.9.8 Maximum Stay in Campground

The maximum stay in the Park campground shall not exceed six consecutive months. Stays in excess of two consecutive weeks in a 12-month period require the use of a fully self-contained camping unit.

9.9.9 Campground "Quiet time"

A period of "quiet time" shall be observed in the campground area between the hours of 9:00 pm and 8:00 am. During this time, noise and other disturbing activities will not be allowed. The use of generators is not permitted at any time.

9.9.10 Outdoor Sleeping Prohibited in Campground

Sleeping outdoors in the campground is not permitted. All campers must sleep inside camping units.

9.9.11 Entry and Exit Gates for Campers

Park entry and exit gates are locked at sunset. An electronic side gate in the campground is available on a limited basis for use by registered campers only.

9.9.12 Vehicles in Campground

All vehicles operated in the Park and Campground must be street legal and registered with the department of Motor Vehicles. Campground visitors shall observe all Park vehicle use restrictions contained in this section. In addition, no person shall operate a vehicle so as to create excessive noise in the campground area. Visitors in the campground shall not perform vehicle repairs or maintenance without District approval.

9.9.13 Campground Guests

All guests of registered campers must park their vehicles in designated guest areas, and must leave the Park by 10:00 pm. Camper guests must pay regular day-use parking/entrance fees as stated in section 9.12.1 (Vehicle Parking/Entrance Fees); registered campers may choose to pay for their visitors as guests

of their campsite so they may enjoy all the campground facilities. Registered campers are held responsible for the actions and behavior of their guests and/or visitors while in the Park. In addition, any individual or organization who secures a reservation for another guest's campsite, or a group of guests on multiple campsites, is responsible for any and all damage that may occur on the site or sites or to park/campground facilities. The individual or organization that makes the reservation will be liable to pay for the repairs in order to restore the campsite or park/campground property to its original condition. The campsite reservation may be transferred to the guest or guests who will be occupying the site or sites. At that time all responsibility and liability will shift to the guest or guests who will be occupying the site or sites. The maximum number of people, camping and/or visiting shall not exceed six per campsite at any time.

9.9.14 Pets in Campground

Pets are welcome in the campground but must be registered at the Park Office. Pets are not allowed to enter the day-use area of the Park. Pets must be kept on 6-foot maximum leashes, be accompanied at all times, and wear an ID tag with current phone number. Dogs must be licensed and current on all vaccinations. Vicious and/or noisy pets are not allowed. When leaving a campsite, pets must accompany the registered camper(s) or be confined inside their camping unit. Pets must not be left outside at night. Pet cages and dog runs are prohibited. Health laws prohibit pets from entering the pool area or going inside all buildings. Registered campers must clean up after their pets immediately. A maximum of three pets per campsite is permitted. Only dogs registered in the office may enter the off-leash camper dog area. Posted rules must be obeyed. Fees related to campsite pets shall be paid as stated in section 9.12.9 (Campsite Fees).

9.9.15 Open Fires in Campground

Ground fires are not permitted. Campfires are permitted in containers approved or provided by the District in designated areas only. Only use local firewood to prevent inadvertently introducing tree-killing insects and diseases. Do not add fuel to fires after 9:00 pm. Campfires are not permitted after 10:00 pm.

9.9.16 Campground Swimming Pool

Use of the campground swimming pools and spa is limited to campers only unless authorized in advance by the District. All posted rules must be obeyed.

9.9.17 RV Holding Tank Dump Station

A dump station for Camping Units holding tanks is located within the Park facilities. Fees related to dump station use shall be paid as stated in section 9.12.10 (Miscellaneous Fees for Campground Services).

9.9.18 Propane Gas Service

Propane gas service is available upon request during posted hours five days a week, except holidays.

9.9.19 Storage of Recreational Vehicles

A storage area for Recreational Vehicles is available in the Park. Monthly fees are based upon the size of the site. Fees related to RV storage shall be paid as stated in section 9.12.11 (Recreational Vehicle Storage Fees).

9.9.20 Notice to Vacate

Campers who fail to comply with the District's Rules and Regulations and/or are delinquent in campground fees, or have delinquent customer accounts with the District, are subject to Vacating/Eviction procedures, which may include, but are not limited to, removing the camper's vehicle at campers expense.

9.9.21 Campsite Cleanliness and Appearance

Campsite cleanliness is required for aesthetic, sanitary and safety purposes. Campers must place trash in one of the trash receptacles located throughout the campground. All personal items are to be kept inside of one's Camping Unit. No clotheslines strung between campsites, trees, etc. Items that are prohibited outside the Camping Unit include but are not limited to: furniture, toys, storage containers, off-road vehicles, home gym equipment, plants, refrigerators/freezers, debris, windchimes, televisions, tarps/homemade canopies, trash, tools, excessive fire wood, hammocks, pools, spas, fencing of any kind, etc. Items that are permitted include: barbeque, bikes, lawn chairs, shade canopies (maximum two 10'x10' canopies per campsite), and camping related equipment. It is at the discretion of the Park staff to determine whether or not a campsite is in compliance.

9.9.22 Trailers

Any utility trailer not being used as a camping unit, including contained tow behinds and car dollies, but excluding U-hauls, may accompany a camping unit on site. The trailer must not take up otherwise usable extra vehicle parking and therefore the tenant must rent a site that is capable of handling the primary camping unit as well as the utility trailer. No persons will be permitted to sleep (camp) in a utility trailer. Fees related to any necessary additional spaces shall be paid as stated in section 9.12.9 (Campsite Fees).

9.9.23 Late Registration

After hours registration will be administered by Park Staff on duty. Campers with reservations may check in until 10 pm. If campsites are available, non-registered campers may also check-in until 10 pm and must fill out a late registration form. The camper must have a valid credit card (Visa, MasterCard, & Discover) in order to register after hours.

9.9.24 Camping Clubs

To qualify as a camping club, a group must have a proven history and documentation as a club. Examples of proven history include, but not limited to, a checking account in the club's name, club bylaws, club meeting minutes, etc. A minimum of 10 units is needed to qualify for group rates. Group rates are available weekdays only. A minimum two-night stay is required. A nonrefundable ~~$100.00~~ deposit is required at the time of the reservation. Peak Demand fees may be collected during periods of higher consumer demand; a time at which a product is at its strongest sales. The deposit is applied toward the balance. The balance is due one month prior to the camp out. No refunds are given for canceled sites. All reservation adjustments, such as additional sites, additional days or individual site assignments are made by the Wagonmaster (camping club lead or organizer) through the Park Office. Groups are entitled to use the Clubhouse one morning and one evening shift at no additional fee for up to three hours subject to Clubhouse availability. ~~(The Clubhouse fee is $50.00 an hour for any additional time with a 3-hour~~

~~minimum.~~ Fees related to any additional hours shall be paid as stated in section 9.12.12~~)~~ (Clubhouse Fees and Deposits) There is a required Clean Up Deposit as stated in section 9.12.12 (Clubhouse Fees and Deposits) due at the time of the reservation ~~$75.00 Security Deposit required at the time of check-in.~~ This will be returned to the Wagonmaster after a walk-thru is completed and approved.

9.10 CAMPGROUND CLUBHOUSE AND LAUNDRY

The Santee Lakes' Clubhouse is located in the campground area of the Park. It is a 2,300 square foot building consisting of a large meeting room, kitchen, restrooms, and laundry, with an adjacent outdoor patio.

9.10.1 Use of Clubhouse

Organized camping clubs representing 10 or more paid campsites, may reserve the center for meetings, group functions, and social activities. Other uses of the Clubhouse require an application for use.

The laundry is available for use by all registered campers. All posted hours and rules must be observed.

9.10.2 Reservations for Use of Clubhouse

Reservations for use of the Clubhouse shall be requested in advance by submitting an application at the Park Office (application available at Park Office). Reservations will be accepted in the order of receipt of applications, subject to availability of the facility and payment of a deposit. The District will allocate specific time periods for use of the Clubhouse. Use of the Clubhouse is at the discretion of the District.

9.10.3 Fees and Deposits

Organized camping groups may use the Clubhouse on a limited basis, without an additional fee, subject to availability. Fees related to Clubhouse use shall be paid as stated in section 9.12.12 (Clubhouse Fees and Deposits). Other uses of the Clubhouse are subject to fee and deposit requirements. Such deposits will be refunded upon the satisfactory clean-up of the premises, as determined by the District. Groups will be held responsible for any breakage, loss, or damage resulting from their use of the Clubhouse, and shall pay the full cost of repairs or replacements.

9.10.4 Maximum Occupancy

Occupancy of the Clubhouse during group events shall not exceed the recommended maximum capacity established by the Fire Marshal.

9.10.5 Smoking Prohibited

Smoking inside the Clubhouse, Rest Rooms, Park Store, Office or Laundry Room is strictly prohibited.

9.10.6 Decorations

Plans for any decorations in the Clubhouse must be approved in advance by the District. Decorations must be installed in a temporary manner only, and removed without leaving marks, holes, or other

remaining evidence. The use of candles, lanterns, or other open flames is prohibited, and glitter or metallic confetti is not allowed.

9.10.7 District Supervision of Event

The District reserves the right to supervise any function or event held at the Clubhouse. The District has complete authority to modify or terminate activities deemed to be inappropriate, unsafe, potentially hazardous, or disturbing to others.

9.10.8 Fund-Raisers or Sales

No function may be held in the Clubhouse involving fund-raising activities or the sale of foods, beverages, or other goods, or for which admission is charged, without prior approval of the District.

9.11 CABINS POLICY

All other pertinent Santee Lakes Rules and Regulations apply. It is necessary that all guests have read, understand and agree to the Santee Lakes Rules and Regulations.

9.11.1 Reservations

1. A deposit of 50 percent of the total Cabin rental fee is required to secure your reservation. Balance is due at check-in.
2. Two night minimum reservation is required.
3. One night stays allowed depending on availability and require a single night rental fee in addition to a single night cleaning fee as denoted in Section 9.12.14, "Cabin Rental Fees."
4. Qualified low income patrons may reserve Cabins for one or more nights at a reduced rate. Reduced rates are limited to Tuesdays OR Wednesdays on the first week of each month (subject to Cabin availability). For qualifications and to obtain a Financial Assistance Application please contact Park staff or visit the Santee Lakes website at **www.santeelakes.com**.
5. Three night minimum reservations required on holidays.
6. Maximum reservation is 14 nights.
7. Individuals making the reservation must be 21 years of age or older. A minimum of one individual in the visiting party must be 21 years of age or older.
8. It is the guest's responsibility to understand what equipment/supplies are not included with the Cabin rental. If clarity is needed, guests must contact the reservation office prior to making reservations.
9. A City of Santee Occupancy Tax will be charged on all Cabin reservations.
10. Peak Demand fees may be collected during periods of higher consumer demand; a time at which a product is at its strongest sales.

9.11.2 Cancellations

The Park Staff will hold a Cabin reservation upon payment of a deposit.

Park Staff refund 100 percent any deposit if the reservation is cancelled at least 30 days prior to your scheduled date of arrival, minus a cancellation processing fee as stated in section 9.12.14. There are no

refunds for reservations cancelled less than 30 days prior to your scheduled date of arrival.

No refunds will be issued for early departures, late arrivals, inclement weather, power outages or acts of nature. We do not accept cancellations by e-mail.

9.11.3 Cabins Check In/Out Time

Cabin check-in is from 3:30 pm to 10:00 pm. (Park office closes at 5:00 pm; however, you may arrive up to 10:00 pm. Arrivals are not accommodated after 10:00 pm. Check-out is before 10:30 am. Cabins must be vacated by 10:30 am in order to avoid payment of additional fees as stated in 9.12.14 (fee for Late Out of Cabin)), unless camper paid in advance for a Late Check Out as stated in section 9.14.

Confirmed reservations will be held for late arrival on the first night of your stay. If you fail to arrive or contact the Park reservations office by 10:00 am of the next day, your entire park reservation will be canceled and applicable cancellation fees will be applied.

Early check-in may be available at 12:00 pm for an additional fee and subject to availability.

9.11.4 Pets

Pets are not permitted.

9.11.5 Damage/Cleanliness Responsibility

The individual making the reservation will assume responsibility for any damage to the Cabin and its amenities during the stay. A complete inventory is taken after each stay. Cabin site cleanliness is required for safety, sanitary and aesthetic purposes. Smoking is prohibited in all Cabins.

A credit card must be provided for the purpose of a security deposit. Any damage to the Cabin, damage to Park property, missing items, unclean Cabins, or violation of the no pet policy or no smoking policies will be charged to the renter's credit card.

9.11.6 Occupancy

The maximum occupancy in Cabins is four to six people. Violation of these Rules and Regulations shall result in the eviction of the entire party from the Cabin and Park without refund. One vehicle is permitted at each Cabin and is included in the reservation fee. Additional vehicles will be charged a daily fee and must be registered at the Park Office.

Any person using or occupying each Cabin shall not disturb or offend neighbors or nearby residents. Santee Lakes has the right to terminate any rental agreement and to ask disruptive guests to leave the Park.

9.11.7 Expectations of Guests upon Check-Out

During a reservation, daily housekeeping will not be provided. It is the guest’s responsibility to keep the Cabin clean and undamaged. Upon check-out guests are required to do the following:

1. Clean any dishes and utensils you have used and return them, dried to their appropriate drawers or cabinets.
2. Pick up your trash in and around the Cabin and place it in the provided trash cans.
3. Make sure all Cabin equipment/furnishings are returned to their proper location.
4. Sweep the floors.
5. Remove all food.

9.11.8 Expectations of Guests during their Stay

Guests must obey all of the Santee Lakes Rules and Regulations. The Cabins are not designed for large gatherings and therefore the maximum capacity at a Cabin site (interior and exterior) must not be exceeded, currently set at six individuals. Park Management may authorize additional visitors during daytime Park hours upon request at its sole discretion.

Guests are expected to use the Cabin and equipment with care and caution. Guests will be responsible for any damage to the Cabin and equipment that occurs during their stay. Guests must inform Park Staff when accidents do occur.

9.12 SANTEE LAKES RECREATION PRESERVE FEES

The following qualifications and definitions shall apply to the Vehicle Parking/Entrance Fees shown in Section 9.12.1.

Disabled Persons:

A pass may be issued to individuals that have been medically determined to have a **permanent disability** that severely limits one or more major life activities. A **permanent disability** is a permanent physical, mental, or sensory impairment that substantially limits one or more major life activities, such as caring for oneself, performing manual tasks, walking, seeing, hearing, speaking, breathing, learning, and working. Limit one vehicle per day per person. Applicants must prove a permanent disability, 70 percent or greater, through one of the following acceptable documentation methods:

- Statement by a licensed physician stating the physical restriction the condition places on the applicant and percentage of disability.
- Benefit Summary-Percentage Letter issued by the Veteran's Administration, Social Security Disability Income, or Supplemental Security Income.

Active Duty Military & Reserves:

Individuals whose status is “active” in the U.S. Air Force, Army, Navy, Marines, Space Force, National Guard and Coast Guard. Applicants must provide a valid military identification with secondary photo identification. Limit one vehicle per day per person.

Military Veterans:

Individuals who possess a valid Veterans Identification Card (VIC) issued by the Department of Veterans Affairs or a DD-214 with secondary photo identification. Limit one vehicle per day per person.

Disabled Veterans:

Disabled individuals who possess a valid Veterans Identification Card (VIC) issued by the Department of Veterans Affairs or a DD-214 with secondary photo identification. Limit one vehicle per day per person.

9.12.1 Parking/Entrance Fees

Parking and entrance fees related to admission to the Park will be imposed and collected at the time of admission, as follows:

Description	Fees
Weekends & Holidays	Up to $15.00~~10.00~~/car
Weekdays	Up to $10.00~~7.00~~/car
Day Use RV Parking	Up to $20.00~~16.00~~/RV per day
Special Event and Peak Demand - per car	Up to $20.00~~15.00~~/car
Special Event- Day Use – RV Parking	Up to $40.00/RV per day
Special Event - per person	Up to $10.00/person
Parking Pass Book (10 Permits) Special Events Only	Up to $200.00~~100.00~~
Annual Parking/Entrance Passes (Disabled persons, Seniors [60 years or older], Active Duty Military & Reserves, and Military Veterans, receive $5 off) *- See qualifications and definition above.* *- Annual parking/entrance passes exclude RV's and Buses.* - Blackout dates may apply	Up to $300.00 Limited to one vehicle per day per person
Disabled Veterans *- See qualifications and definition above.*	Fee Waived Limited to one vehicle per day per person
Vehicle Parking/Entrance Fee Waiver for Active Duty Military; Reserves; and Military Veterans on the following holidays: Veterans Day, Memorial Day, and Independence Day *- See qualifications and definition above.*	Fee Waived Limited to one vehicle per day per person
Organized Youth Programs in which fees are charged in order to participate (Day Camps, Youth Groups, YMCA, Boys & Girls Club, City Recreation Programs, etc.)	Up to ~~$2.50 -~~ $20.00 per person/day
Buses/Vans (10 passenger or larger)	Up to $6.00 ~~$1.00 - $5.00~~ per passenger, per day

9.12.2 Boat Rental Rates (Sec. 9.4.2)

The following fees apply to the rental and use of boats pursuant to Section 9.4:

Description	Fees
~~5-Seat~~ Pedal Boat: ½ hour	Up to $25.00~~20.00~~
~~5-Seat~~ Pedal Boat: 1 hour	Up to $35.00~~25.00~~
Canoe: half hour	Up to $15.00
Canoe: 1 hour	Up to $18.00
Kayak: half hour	Up to $16.00
Kayak: 1 hour	Up to $19.00
Row Boat: half hour	Up to $16.00
Row Boat: 1 hour	Up to $19.00
Paddle Boards~~Sailboat~~	Up to $50.00~~40.00~~
Aqua Cycle ½ hour	Up to $25.00~~15.00~~
Aqua Cycle 1 hour	Up to $35.00~~25.00~~
Daily Boat Rental for Registered Campers: Kayaks, row boats, canoes for use in Lakes 6 and 7 only.	Up to $100.00~~50~~.00/day

9.12.3 Fishing Permit Fees (Sec. 9.5.2)

The following fees apply related to obtaining fishing permits and complying with fishing limits pursuant to Section 9.5:

Description	Fees
Adult Fishing Permit, Ages 16 and Over (eligible for ½ price fishing days as published by the Park)	Up to ~~$4.50~~ $15.00/day
Junior Fishing Permit, Age 15 and under Senior Fishing Permit, Age 60 and over (eligible for ½ price fishing days as published by the Park)	Up to ~~$3.00~~ $10.00/day
Extra Pole Stamp (limit 2 poles)	Up to ~~$3.00~~ $8.00/day
Purchase Fish per Pound	Over limit $5.00/lbs. Limitless Fishing Pond Up to ~~$4.00~~ $10.00/lbs.
Child under age 7 with a paid adult & under Adult's Creel Limit	N/C
Adult Twilight/Night Fishing Permit (5:00 pm to 11:00 pm) Registered campers only Lakes 6 & 7	Up to ~~$6.00~~ $10.00/night
Junior Twilight/Night Fishing Permit (5:00 pm to 11:00 pm) Registered campers only Lakes 6 & 7	Up to ~~$3.00~~ $7.00/night
Junior Bass Pass, Age 15 and under (catch and release only)	Up to ~~$60.00~~ $150.00~~100.00~~/ 12 months
Junior Bass Pass Replacement Charge	Up to ~~$5.00~~ $20.00
Teen Bass Pass, Age 16-17 (catch and release only)	Up to ~~$100.00~~ $250.00/ 12 months
Teen Bass Pass Replacement Charge	Up to ~~$5.00~~ $20.00

9.12.4 Miscellaneous Fees for Day Use Services

The following fees apply related to equipment use pursuant to Section 9.6:

Description	Fees
~~2 hour Internet Service~~	~~$2.00 - $4.00~~
~~1 hour Internet Service~~	~~$3.00 - $5.00~~
~~2 hour Internet Service~~	~~$4.00 - $6.00~~
~~Use of computer~~	~~$1.00 - $3.00 per hour (additional to internet service fee)~~
~~Copying Charge~~	~~.25 per copy~~ ~~Fax: $1.50 up to 5 pages~~
Bike Rental (Hourly)	Up to ~~$10.00 -~~ $20.00/hour
Bike Rental (Half-Day; 4 hours)	Up to ~~$12.00 -~~ $30.00/half-day
Bike Rental (Daily; 8 hours)	Up to ~~$23.00 -~~ $50.00/day

9.12.5 Non-Compliance Fees (Sec 9.5.10)

The following fees apply related to exceeding daily creel limits, non-compliance with catch and release restrictions, and non-compliance with limits or other rules and regulations pursuant to Section 9.5:

Over Creel Limit or Fishing without Permit	$150.00 fine plus per pound fee (9.11.3)
General Fishing Violations	Up to $150.00

9.12.6 Event Deposits (Sec. 9.6.1)

Event deposits may be required for large or new groups pursuant to Section 9.6.1, above, up to the same amount as the reservation fees stated in the Picnic Area Fees section 9.12.7.

9.12.7 Event Area Fees (Sec. 9.6.1)

The following fees apply to using reserved day use areas pursuant to Section 9.6, and the below-noted area location descriptions correspond to a reference map available at the Park office and online at santeelakes.com, which may be amended from time to time:

Event Area	Description	Fees
Single Area	**One Event Area**	**Up to $500.00**
Gazebo	**One Gazebo**	**Up to $1,000.00**
Multiple Areas	**One or more Rentable Areas for One Price, located in a cluster. "All of Lake…"**	**Up to $2,500.00**
Dining Deck	**Dining Deck**	**Up to $2,500.00**
Areas in Excess of 100 People	**Event Deposit**	**Up to $1,250.00**
	Amphitheater (with all of North Lake 5)	Up to $500.00~~125.00~~
	Service Building (with all of North Lake 5 or Gazebo) *	Up to $500.00~~125.00~~
	Dunk Booth Filing Fee	Up to $125.00
	Inflatable Permit Fee	Up to $100.00
	Trash Dumpster Fee	Market Rate
	Portable Restroom Fee	Market Rate
	Approved Vendor Fee: Fee paid by vendors who are eligible to be included on the Park's Approved Vendor List	Up to $200.00 ~~$50.00 - 150.00~~ / vendor
	Preferred Vendor Fee: Fee paid by vendors who are eligible to be included on the Park's Preferred Vendor List	Up to $600.00 ~~$150.00~~ $~~500.00~~ /vendor
	Staff fee	Up to $200.00 ~~$20.00 - $125.00~~ /per staff person, per hour

***Rental Subject to Park Management Approval**

9.12.8 **Rental Equipment** (Sec. 9.6.2)

The following fees apply related to equipment rental pursuant to sections 9.6.2 (Equipment Rentals) and use of amplified music pursuant to section 9.6.3 (Use of Sound Amplifying Equipment):

Description of Equipment	Fees
Horseshoes and Entire Pit	Up to $175.00~~125.00~~/day
Horseshoes Lane with Shoes	Up to $30.00~~25.00~~/day
Horseshoes Lane without Shoes	Up to $20.00~~15.00~~/day
Horseshoes Deposit	Up to $30.00~~25.00~~/set
Volleyball and Net	Up to $30.00~~25.00~~/day
Volleyball and Net Deposit	Up to $30.00~~25.00~~/set
Amplified Music Fee, includes electricity (Sec. 9.6.3)	Up to $100.00~~75.00~~/day

9.12.9 **Campsite Fees** (Sec. 9.9.4)

A City of Santee Occupancy Tax may be charged on camping reservations. The following fees apply to campground use pursuant to section 9.9 (Santee Lakes Campground):

Description	Fees
Full Hookup Site, Overnight	Up to $175.00/night
Full Hookup Site, Extended Stay Metered Sites	Up to $3,500.00~~1,850.00~~/30 nights plus KWHR use fee*
Full Hookup Site, RV Camping Clubs, 10 RV's with 2 night minimum	Up to $150.00~~100.00~~/night
Early Check-In	Up to $30.00~~25.00~~
Late Check-Out, 2 Day Rate, 6:30 pm check out	50 percent of Overnight Fee
Late off campsite	50 percent of Overnight Fee
Youth Groups	Up to $20.00 /person/night

Good Sam Members	10 percent off/night
Additional Person, over 2 years of age (apply extended stay rate only)	Up to $5.00/night
Extra Vehicle, per campsite car, truck, trailer, golf/utility cart, motorcycle (currently registered, street legal only)	Up to $10/night or Up to $50.00/month
Pets	Up to $5/night or Up to $50.00/month
Advance Reservation Deposit Requirement: 8 nights or more	Up to $300.00~~200.00~~ per reservation
Cancellation Fees: Requires a minimum 48-hour advance notice	Up to $75.00/reservation~~$25.00 plus 10 percent of prepaid deposit~~
Additional Fees	Damage to the site associated with sewer spills, ashes/hot coals, damage to park property, trash/debris will be repaired/replaced and the cost will be billed to the registered camper.

* Plus extended stay electric charges, as regulated by utility provider.

9.12.10 Miscellaneous Fees for Campground Services

The following fees additionally apply to campground use pursuant to section 9.9 (Santee Lakes Campground):

Description	Fees
RV Holding Tank Dump Station	Up to $40.00~~25.00~~/unit
~~Fax Service - Outgoing only~~	~~$1.50 (up to 5 pages)~~
Wireless Internet Service	Up to $50.00 / week
~~Copy Service~~	~~$0.50.15 per page~~
Utility Fee	*kw/hrs. charged based on electric consumption (Extended Stay Sites Only)
Electric Meter Deposit	Up to $300.00~~175.00~~
Returned Payment for Non-Sufficient Funds (NSF)	Up to $50 per returned payment

9.12.11 Recreational Vehicle Storage Fees (Sec. 9.9.19)

The following fees apply to recreational vehicle storage pursuant to section 9.9.19 (Storage of Recreational Vehicles):

Description	Fees
RV Storage - Regular Site (20 feet or less)	Up to $275.00~~225.00~~
Large Site (21 feet to 29 feet)	Up to $300.00~~250.00~~
Extra Large Site (30 feet and up)	Up to $350.00~~275.00~~
Short Term RV Storage ***subject to availability***	Up to $40.00~~25.00~~/day
RV Storage Deposit	One Month Storage Charge
RV Storage Administrative Fee (one-time fee; non-refundable)	Up to ~~$30.00~~ $50.00
Storage Access Card Replacement	Up to $15.00 per card
Late Payment Fee	Up to $50.00 per month

9.12.12 Clubhouse Fees and Deposits (Sec. 9.10.3)

The following fees apply to Clubhouse usage pursuant to section 9.10.3 (Fees and Deposits):

~~Description~~	~~Fees~~
~~Clean Up Deposit~~	~~Up to $150~~~~75.00~~
~~Special Use Fee~~	~~Up to $150.00/hour~~ ~~(3 hour minimum charge)~~

Description	Fees
Clean Up Deposit	Up to $150.00~~75.00~~
Special Use Fee	Up to $150.00/hour (3 hour minimum charge)

9.12.13 Sprayground Fees

The following fees shall be paid by Park visitors for use of the Sprayground pursuant to section 9.6.10:

Description	Fees
Wristband	Up to $8.00
~~Sprayground Rental~~	~~Up to $500.00 per hour~~

9.12.14 Cabin Rental Fees

A City of Santee Occupancy Tax will be charged on all Cabin reservations. The following fees apply to Cabin rentals pursuant to section 9.11 (Cabins Policy):

Description	Fees
Standard & ADA Cabins	Up to $300.00~~250.00~~/night
Floating Cabins	Up to $350.00~~265.~~00/night
Cabin Discount for Low Income Guest	25 percent off of regular Cabin Rate
Early Check In	Up to $50.00
Late Check Out	50 percent of overnight fee
Late out of Cabin	50 percent of overnight fee
Single Night Cleaning Fee	Up to ~~$50.00 -~~ $125.00~~75.00~~
Cancellations	At least 30 days prior to stay = 100 percent refund, minus Cancellation Fee Less than 30 days prior to stay = No Refund
Cancellation Fee	Up to ~~$25.00 -~~ $75.00/reservation
Extra Vehicle per Cabin	Up to $10.00 ~~$2.00 - $5.00~~/night
Damage Fee	Damage to the Cabin, damage to Park property or missing items will be repaired/replaced and the cost will be charged to the renter's credit card.
Additional Fees	Damage or loss associated with cleaning, smoking, pets, and/or lost keys will be charged to the renter's credit card.

List of Ordinances amending Section 9:
Ord. 2000-03 adopted 6/27/00, section 9.5

Ord. 2003-03 adopted 7/8/03, rewrite to update most sections
Ord. 2003-04 adopted 9/23/03, amending sections 9.6.8 and 9.9.1

Ord. 2004-05 adopted 9/28/04, effective 10/1/04, Sections 9.3.8 and 9.3.9

Ord. 2006-01 adopted 2/14/06, effective 3/1/06, Sections 9 & 10.10
Ord. 2006-05 adopted 7/25/06, effective 7/26/06; Section 9

Ord. 2007-03 adopted 5/22/07, effective 5/23/07; Sections 9 & 10.10.1
Ord. 2007-13 adopted 11/13/07, effective 11/14/07, Sections 9.3.8, 9.3.10, 9.4.5, 9.4.6, 9.6.9, 9.8.8, 9.8.9, and adding Section 9.11 to include fees from Section 10 related to Santee Lakes.

Ord. 2008-04 adopted 3/11/08, effective 3/12/08; Section 9.2.5, 9.4.5, 9.4.6, 9.5.4-9.5.6, 9.5.9, 9.9.1, Sections 9.11.2, 9.11.3 related to fees.
Ord. 2008-11 adopted 10/14/08, effective 10/15/08; Sections 9.6.1, 9.6.3, 9.6.7, 9.8.10, Sections 9.11.1, 9.11.7, 9.11.11 related to fees.

Ord. 2009-06 adopted 06/23/09, effective 06/24/09, adopting fee ranges, Sections 9.11.1-9.11.3, 9.11.7 and 9.11.9-9.11.12

Ord. 2010-03 adopted 8/24/10, effective 10/1/10: Sections 9.5.6, 9.5.8, 9.9.4, 9.9.13, 9.11 and 9.11.1

Ord. 2010-05 adopted 11/23/10, effective 12/23/10: Sections 9.11.1-9.11.8 and 9.12.14

Ord. 2012-04 adopted 7/18/12, effective 7/18/12, rewrite of Rules & Regs Sections 1, 2, and 4-9.

2015
Ord. 2015-02 adopted 3/18/15, effective 3/19/15, annual review
Ord. 2015-07 adopted 11/18/15, effective 1/1/16, Sections 9.2.3, 9.5.12, 9.9.21, 9.12 (fees)
Ord. 2015-09 adopted 12/08/15, effective 1/1/16, Section 9.12.3 Fishing Permits and Fees

2016
Ord. 2016-01 adopted 1/6/16, effective 1/6/16, Sections 9.12.1 and 9.12.3 Fishing Permits and Fees
Ord. 2016-02 adopted 2/3/16, effective 2/3/16, amending 9.9.4, 9.9.20, adding 9.9.11 and 9.6.8 B and C (Use of Drones and Advertising in Park)
Ord. 2016-07 adopted 6/1/16, effective 6/16/16, amending 9.12.14 (Rental Cabin Fees)
Ord. 2016-08 adopted 11/16/16, effective 1/1/17, amending rates in Sections 9.12.1, 9.12.3, 9.12.7, 9.12.8, 9.12.10, 9.12.11.

2017
Ord. 2017-01, adopted 2/1/17, effective immediately, amending various sections as part of annual review
Ord. 2017-06, adopted 12/6/17, effective January 1, 2018, amending Preserve Rule and Regulations, Fee Structure and Ranges

2018
Ord. 2018-03, adopted 11/21/18, effective 1/1/19; section 9, amending Preserve Rule and Regulations, Fee Structure and Ranges

2019
Ord. 2019-06 adopted 11/20/19, effective 1/1/20; Section 9, amending Preserve Rule and Regulations, Fee Structure and Ranges

2020
Ord. 2020-05 adopted 11/18/20, effective 1/1/21, amending Preserve Rule and Regulations, Fee Structure and Ranges

2021
Ord. 2021-06 adopted 12/1/21, effective 12/1/21, amending Preserve Rule and Regulations, Fee Structure and Ranges

2022
Ord. 2022-__ adopted, effective 1/1/23, amending Preserve Rule and Regulations, Fee Structure and Ranges

List of Ordinances amending Section 10 related to Santee Lakes:
Ord. 98-08, adopted 06/23/98, effective 01/99, Park Fees

Ord. 99-03, adopted 06/22/99, effective 08/01/99, Santee Lakes Park & Campground Fees
Ord. 2000-03, adopted 06/27/00, effective 08/01/00, Santee Lakes Park & Campground Fees

Ord. 2001-05, adopted 04/24/01, effective 4/25/01, Section 10.10.1; Section 10.10.3
Ord. 2001-10, adopted 09/11/01, effective 10/01 - Section 10.10, Santee Lakes Fees

Ord. 2003-03 adopted 7/8/03, effective 08/01/03; Section 10.10, Santee Lakes Recreation Preserve
Ord. 2003-04 adopted 9/23/03, effective 10/1/03; Sections 10.10.1, 10.10.3, & 10.10.7

Ord. 2004-05 adopted 9/28/04, effective 10/1/04; Sections 10.10.1 and 10.10.13
Ord. 2004-07 adopted 12/14/04, effective 1/1/05; Sections 10.10.9 and 10.10.11
Ord. 2006-01 adopted 2/14/06, effective 3/1/06, Sections 9 & 10.10

Ord. 2007-03 adopted 5/22/07, effective 5/23/07; Sections 9 & 10.10.1
Ord. 2007-13 adopted 11/13/07, effective 11/14/07, removing fees from Section 10 related to Santee Lakes and moving to Section 9.

Our Region's Trusted Water Leader
San Diego County Water Authority

NOTICE TO THE PUBLIC

[NOTICE: PER GOVERNOR NEWSOM'S EXECUTIVE ORDERS AND STATE LEGISLATION, THE BELOW MEETING WILL NOT BE HELD IN PERSON BUT ELECTRONICALLY. DIRECTORS WILL BE PROVIDED ELECTRONIC ACCESS INFORMATION SEPARATELY. THE PUBLIC MAY ACCESS THE MEETING ELECTRONICALLY BY GOING TO THIS WEB LINK: https://www.sdcwa.org/meetings-and-documents **AND THEN CLICKING THE LINK LISTED BELOW "LIVE STREAM" ON THE RIGHT HAND SIDE OF THE PAGE.**

PUBLIC COMMENT MAY BE SUBMITTED BY EITHER OF THESE TWO METHODS:

(1) BEFORE THE MEETING, OR BEFORE PUBLIC COMMENT CLOSES AT THE MEETING, SUBMIT YOUR TELEPHONE NUMBER BY E-MAIL TO THE CLERK AT MNELSON@SDCWA.ORG **AND THE CLERK WILL CALL YOU WHEN THE BOARD IS READY TO HEAR YOUR PUBLIC COMMENT (THREE MINUTES OR LESS); OR**

(2) BEFORE THE MEETING, OR BEFORE PUBLIC COMMENT CLOSES AT THE MEETING, E-MAIL YOUR COMMENT TO THE WATER AUTHORITY GENERAL COUNSEL AT DEDWARDS@SDCWA.ORG **AND IT MAY BE READ ALOUD AT THE PUBLIC COMMENT PERIOD (THREE-MINUTE LIMIT).**

IF MODIFICATIONS OR ACCOMMODATIONS FROM INDIVIDUALS WITH DISABILITIES ARE REQUIRED, SUCH PERSONS SHOULD PROVIDE A REQUEST AT LEAST 24 HOURS IN ADVANCE OF THE MEETING BY E-MAIL TO THE WATER AUTHORITY GENERAL COUNSEL AT DEDWARDS@SDCWA.ORG**]**

BOARD OF DIRECTORS' AND STANDING COMMITTEES' REGULAR MEETING
9:00 A.M. OCTOBER 27, 2022

1. **UNIFIED AGENDA:** This unified agenda provides a brief description of each item to be considered by the Board and its Administrative and Finance, Engineering and Operations, Imported Water, Legislation and Public Outreach, and Water Planning and Environmental Committees. For convenience, the agenda for each of the Committees and for the formal Board meeting are stated separately; however, all agendas shall be considered as a single agenda and any item listed on the agenda of any Committee may be acted upon by the Board. All items on the agenda of any Committee, including information items, may be deliberated and become subject to action by the Board.

2. **DOCUMENTS**: Staff reports and any other public information provided to the Board or Committee before the meeting relating to items on the agenda are available for public review on the Water Authority website at https://www.sdcwa.org/meetings-and-documents. Additional documents may be distributed at the meeting electronically, and will be made available. Copies of individual items are available through the Clerk of the Board at (858) 522-6614.

3. **MEETING TIMES**: The morning session of the Standing Committees will commence at 9:00 a.m. on October 27, 2022, and any afternoon session of the Standing Committees may commence at the conclusion of the morning session and earlier than 1:00 p.m. Please see the meeting schedule. The meeting of the full Board may begin as early as 1:00 p.m. or as soon thereafter as the last Committee meeting is completed.

4. **ACTION AT COMMITTEE MEETINGS**: Committee meetings are also noticed as meetings of the Board because a quorum of the Board may be present. Members of the Board who are not members of the Committee may participate in the meeting, but only members of the Committee may make, second or vote on any motion or other action of the Committee unless the Board determines to convene for consideration of action on an item or items on the Committee agenda. Items receiving substantive review by a standing committee are generally included on the Consent Calendar for action at the meeting of full Board. Closed Sessions also occur at Committee meetings and may not be repeated at the formal Board meeting.

5. **CONSENT CALENDAR**: The agenda contains items listed on a consent calendar which is for matters considered routine or otherwise not requiring further deliberation. A Committee or the Board will take action as recommended by one motion. There will be no individual discussion on such items prior to the vote unless an item is removed for discussion.

6. **PUBLIC HEARINGS OR COMMENT**: Any comments related to a public hearing should be made as stated in the special notice section above.

7. **ACCESS FOR THE DISABLED**: See above notice.

8. **INFORMATION ITEMS**: Items are listed on the agenda as information based on staff's judgment. Circumstances or the Committee's or Board's judgments may require deliberation or, if necessary, action on these items. Any member of the public with an interest in one of these items should review the background material and request information on the possible action that could be taken.

9. **RULES GOVERNING MEETINGS:** The Water Authority's Administrative Code Chapter 2.00 governs conduct of meetings of the Board and the Committees. The Administrative Code is available online at www.sdcwa.org.

Our Region's Trusted Water Leader
San Diego County Water Authority

MEETING SCHEDULE *

OCTOBER 27, 2022

9:00 A.M. START TIME FOR COMMITTEE MEETINGS

- **Engineering & Operations Committee**
- **Administrative & Finance Committee**
- **Imported Water Committee**

LUNCH BREAK (Estimated 12:00 to 12:30 pm)

- **Legislation & Public Outreach Committee**
- **Water Planning & Environmental Committee**

FORMAL BOARD MEETING 1:00 p.m.

*** The Committees are listed above in the order in which they will proceed. The Committee meetings will start at 9:00 a.m. and continue until concluded. The regular Board meeting will start no earlier than 1:00 p.m., and will follow the conclusion of the last Committee meeting.**

Our Region's Trusted Water Leader
San Diego County Water Authority

[**NOTICE: PER GOVERNOR NEWSOM'S EXECUTIVE ORDERS AND STATE LEGISLATION, THE BELOW MEETING WILL NOT BE HELD IN PERSON BUT ELECTRONICALLY. DIRECTORS WILL BE PROVIDED ELECTRONIC ACCESS INFORMATION SEPARATELY. THE PUBLIC MAY ACCESS THE MEETING ELECTRONICALLY BY GOING TO THIS WEB LINK:** https://www.sdcwa.org/meetings-and-documents **AND THEN CLICKING THE LINK LISTED BELOW "LIVE STREAM" ON THE RIGHT HAND SIDE OF THE PAGE.**

PUBLIC COMMENT MAY BE SUBMITTED BY EITHER OF THESE TWO METHODS:

(1) BEFORE THE MEETING, OR BEFORE PUBLIC COMMENT CLOSES AT THE MEETING, SUBMIT YOUR TELEPHONE NUMBER BY E-MAIL TO THE CLERK AT MNELSON@SDCWA.ORG AND THE CLERK WILL CALL YOU WHEN THE BOARD IS READY TO HEAR YOUR PUBLIC COMMENT (THREE MINUTES OR LESS); OR

(2) BEFORE THE MEETING, OR BEFORE PUBLIC COMMENT CLOSES AT THE MEETING, E-MAIL YOUR COMMENT TO THE WATER AUTHORITY GENERAL COUNSEL AT DEDWARDS@SDCWA.ORG, AND TIME ALLOWING IT MAY BE READ ALOUD AT THE PUBLIC COMMENT PERIOD (THREE-MINUTE LIMIT).

IF MODIFICATIONS OR ACCOMMODATIONS FROM INDIVIDUALS WITH DISABILITIES ARE REQUIRED, SUCH PERSONS SHOULD PROVIDE A REQUEST AT LEAST 24 HOURS IN ADVANCE OF THE MEETING BY E-MAIL TO THE WATER AUTHORITY GENERAL COUNSEL AT DEDWARDS@SDCWA.ORG]

ENGINEERING AND OPERATIONS COMMITTEE

AGENDA FOR
OCTOBER 27, 2022

Lois Fong-Sakai, Chair
Joe Mosca, Vice Chair
Tim Smith, Vice Chair
Ismahan Abdullahi
Gary Arant
Jimmy Ayala
Jack Bebee
Eric Heidemann
Michael Hogan
Keith Lewinger
Dan McMillan
Marty Miller
Jim Murtland
John Simpson
Kim Thorner

1. Roll call – Determination of quorum.

2. Additions to Agenda (Government Code Section 54954.2(b)).

3. Public Comment – opportunities for members of the public to address the Committee on matters within the Committee's jurisdiction.

4. Chair's Report.

Our Region's Trusted Water Leader
San Diego County Water Authority

4-A Directors' comments.

I. CONSENT CALENDAR

II. ACTION/DISCUSSION/PRESENTATION

1. Twin Oaks Valley Water Treatment Plant. (Presentation) Chris Castaing

III. INFORMATION

IV. CLOSED SESSIONS

V. ADJOURNMENT

Melinda Nelson.
Clerk of the Board

NOTE: This meeting is called as an Engineering & Operations Committee meeting. Because a quorum of the Board may be present, the meeting is also noticed as a Board meeting. Members of the Board who are not members of the Committee may participate in the meeting pursuant to Section 2.00.060(g) of the Authority Administrative Code (Recodified). All items on the agenda, including information items, may be deliberated and become subject to action. All public documents provided to the committee or Board for this meeting including materials related to an item on this agenda and submitted to the Board of Directors within 72 hours prior to this meeting may be reviewed at the San Diego County Water Authority headquarters located at 4677 Overland Avenue, San Diego, CA 92123 at the reception desk during normal business hours.

Our Region's Trusted Water Leader
San Diego County Water Authority

/[**NOTICE**: **PER GOVERNOR NEWSOM'S EXECUTIVE ORDERS AND STATE LEGISLATION, THE BELOW MEETING WILL NOT BE HELD IN PERSON BUT ELECTRONICALLY. DIRECTORS WILL BE PROVIDED ELECTRONIC ACCESS INFORMATION SEPARATELY. THE PUBLIC MAY ACCESS THE MEETING ELECTRONICALLY BY GOING TO THIS WEB LINK:**
https://www.sdcwa.org/meetings-and-documents **AND THEN CLICKING THE LINK LISTED BELOW "LIVE STREAM" ON THE RIGHT HAND SIDE OF THE PAGE.**

PUBLIC COMMENT MAY BE SUBMITTED BY EITHER OF THESE TWO METHODS:

(1) BEFORE THE MEETING, OR BEFORE PUBLIC COMMENT CLOSES AT THE MEETING, SUBMIT YOUR TELEPHONE NUMBER BY E-MAIL TO THE CLERK AT MNELSON@SDCWA.ORG AND THE CLERK WILL CALL YOU WHEN THE BOARD IS READY TO HEAR YOUR PUBLIC COMMENT (THREE MINUTES OR LESS); OR

(2) BEFORE THE MEETING, OR BEFORE PUBLIC COMMENT CLOSES AT THE MEETING, E-MAIL YOUR COMMENT TO THE WATER AUTHORITY GENERAL COUNSEL AT DEDWARDS@SDCWA.ORG, AND TIME ALLOWING IT MAY BE READ ALOUD AT THE PUBLIC COMMENT PERIOD (THREE-MINUTE LIMIT).

IF MODIFICATIONS OR ACCOMMODATIONS FROM INDIVIDUALS WITH DISABILITIES ARE REQUIRED, SUCH PERSONS SHOULD PROVIDE A REQUEST AT LEAST 24 HOURS IN ADVANCE OF THE MEETING BY E-MAIL TO THE WATER AUTHORITY GENERAL COUNSEL AT DEDWARDS@SDCWA.ORG]

ADMINISTRATIVE AND FINANCE COMMITTEE

AGENDA FOR
OCTOBER 27, 2022

Marty Miller, Chair
Jimmy Ayala, Vice Chair
Gary Hurst, Vice Chair
Ismahan Abdullahi
Gary Arant
Brian Boyle
Chris Cate
Gary Croucher
Matt Hall
Frank Hilliker
Mel Katz
Tom Kennedy
Jim Madaffer
Bill Pommering
Kim Thorner

1. Roll call – determination of quorum.

2. Additions to agenda (Government Code Section 54954.2(b)).

3. Public comment – opportunities for members of the public to address the Committee on matters within the Committee's jurisdiction.

4. Chair's Report.
   4-A Directors' comments.

I. CONSENT CALENDAR

1. Monthly Treasurer's Report on Investments and Cash Flow. — Lisa Marie Harris
   Staff recommendation: Note and file the Treasurer's report. (Action)

2. Establish 2023 Board meeting dates. — Melinda Nelson
   Staff recommendation: Combine the November and December Board meeting dates to November 16, 2023, and approve the 2023 Board meeting dates calendar. (Action)

II. ACTION/DISCUSSION/PRESENTATION

1. Financial Strategy Work Group's Recommendation to Amend the Permanent Special Agricultural Water Rate (PSAWR) Calculation Methodology. — Frank Hilliker
   Staff recommendation: Approve the Financial Strategy Work Group's (FSWG) recommendation to implement, effective January 1, 2023, a bifurcated local supply adjustment to enable PSAWR participating agencies the ability to prescribe how their local supply is allocated under the program. (Action)

2. Project Labor Agreement for Water Authority Capital Improvement Program. — Nick Serrano / Tish Berge
   Project Labor Agreement Work Group recommendations:

   1. Approve the proposed Project Labor Agreement (PLA) negotiated by the Water Authority and the San Diego Building Trades Council as provided in Attachment 1.

   2. In accordance with revisions to Section 4.080.070 of the Administrative Code the Board approved in January 2022, determine that the approved PLA applies to the Capital Improvement Program (CIP) projects described in Attachment 2. (Action)

III. INFORMATION

1. Controller's Report on Monthly Financial Activity. — Chris Woidzik

2. Annual Reimbursements to Board Members and Staff. — Chris Woidzik

3. Additional Report on General Manager-awarded purchase orders and contracts for good and services above $10,000 for Public Affairs. — Tish Berge

Our Region's Trusted Water Leader
San Diego County Water Authority

4. Board calendar.

IV CLOSED SESSION

V. ADJOURNMENT

Melinda Nelson
Clerk of the Board

NOTE: This meeting is called as an Administrative and Finance Committee meeting. Because a quorum of the Board may be present, the meeting is also noticed as a Board meeting. Members of the Board who are not members of the Committee may participate in the meeting pursuant to Section 2.00.060(g) of the Authority Administrative Code (Recodified). All items on the agenda, including information items, may be deliberated and become subject to action. All public documents provided to the committee or Board for this meeting including materials related to an item on this agenda and submitted to the Board of Directors within 72 hours prior to this meeting may be reviewed at the San Diego County Water Authority headquarters located at 4677 Overland Avenue, San Diego, CA 92123 at the reception desk during normal business hours.

Our Region's Trusted Water Leader
San Diego County Water Authority

[**NOTICE: PER GOVERNOR NEWSOM'S EXECUTIVE ORDERS AND STATE LEGISLATION, THE BELOW MEETING WILL NOT BE HELD IN PERSON BUT ELECTRONICALLY. DIRECTORS WILL BE PROVIDED ELECTRONIC ACCESS INFORMATION SEPARATELY. THE PUBLIC MAY ACCESS THE MEETING ELECTRONICALLY BY GOING TO THIS WEB LINK:**
https://www.sdcwa.org/meetings-and-documents **AND THEN CLICKING THE LINK LISTED BELOW "LIVE STREAM" ON THE RIGHT HAND SIDE OF THE PAGE.**

PUBLIC COMMENT MAY BE SUBMITTED BY EITHER OF THESE TWO METHODS:

(1) BEFORE THE MEETING, OR BEFORE PUBLIC COMMENT CLOSES AT THE MEETING, SUBMIT YOUR TELEPHONE NUMBER BY E-MAIL TO THE CLERK AT MNELSON@SDCWA.ORG AND THE CLERK WILL CALL YOU WHEN THE BOARD IS READY TO HEAR YOUR PUBLIC COMMENT (THREE MINUTES OR LESS); OR

(2) BEFORE THE MEETING, OR BEFORE PUBLIC COMMENT CLOSES AT THE MEETING, E-MAIL YOUR COMMENT TO THE WATER AUTHORITY GENERAL COUNSEL AT DEDWARDS@SDCWA.ORG, AND TIME ALLOWING IT MAY BE READ ALOUD AT THE PUBLIC COMMENT PERIOD (THREE-MINUTE LIMIT).

IF MODIFICATIONS OR ACCOMMODATIONS FROM INDIVIDUALS WITH DISABILITIES ARE REQUIRED, SUCH PERSONS SHOULD PROVIDE A REQUEST AT LEAST 24 HOURS IN ADVANCE OF THE MEETING BY E-MAIL TO THE WATER AUTHORITY GENERAL COUNSEL AT DEDWARDS@SDCWA.ORG]

IMPORTED WATER COMMITTEE

AGENDA FOR
OCTOBER 27, 2022

Eric Heidemann, Chair
Jim Madaffer, Vice Chair
Consuelo Martinez, Vice Chair
Jerry Butkiewicz
Jim Desmond
Matt Hall
Michael Hogan
Gary Hurst
Valentine Macedo Jr.
Jim Murtland
Jose Preciado
Joel Scalzitti
Nick Serrano
Tim Smith
Fern Steiner

1. Roll call – determination of quorum.

2. Additions to agenda (Government Code Section 54954.2(b)).

3. Public comment – opportunities for members of the public to address the Committee on matters within the Committee's jurisdiction.

Our Region's Trusted Water Leader
San Diego County Water Authority

4. Chair's report.
   4-A Directors' comments.

I. CONSENT CALENDAR

II. ACTION/DISCUSSION/PRESENTATION

1. MWD Issues and Activities Update.

   1-A Metropolitan Water District Delegates report. (Discussion) (Supplemental Materials) — MWD Delegates

III. INFORMATION

1. Colorado River Board Representative's report. — Jim Madaffer

2. State Salton Sea Management Program Update. — Darren Simon

IV. CLOSED SESSION

1. Conference with Legal Counsel – Existing Litigation Government Code §54956.9(d)(1) SDCWA v. Metropolitan Water District of Southern California; San Francisco Superior Court Case Nos. CPF-10-510830; CPF-12-512466; CPF-14-514004; CPF-16-515282; CPF-16-515391; CGC-17-563350; CPF-18-516389; California Court of Appeal (1st District) Case Nos. A146901; A148266; A154325; A161144; A162168; California Supreme Court Case Nos. S243500; and S251025 — David Edwards

V. ADJOURNMENT

Melinda Nelson
Clerk of the Board

NOTE: This meeting is called as an Imported Water Committee meeting. Because a quorum of the Board may be present, the meeting is also noticed as a Board meeting. Members of the Board who are not members of the Committee may participate in the meeting pursuant to Section 2.00.060(g) of the Authority Administrative Code (Recodified). All items on the agenda, including information items, may be deliberated and become subject to action. All public documents provided to the committee or Board for this meeting including materials related to an item on this agenda and submitted to the Board of Directors within 72 hours prior to this meeting may be reviewed at the San Diego County Water Authority headquarters located at 4677 Overland Avenue, San Diego, CA 92123 at the reception desk during normal business hours.

Our Region's Trusted Water Leader
San Diego County Water Authority

[NOTICE: PER GOVERNOR NEWSOM'S EXECUTIVE ORDERS AND STATE LEGISLATION, THE BELOW MEETING WILL NOT BE HELD IN PERSON BUT ELECTRONICALLY. DIRECTORS WILL BE PROVIDED ELECTRONIC ACCESS INFORMATION SEPARATELY. THE PUBLIC MAY ACCESS THE MEETING ELECTRONICALLY BY GOING TO THIS WEB LINK:
https://www.sdcwa.org/meetings-and-documents **AND THEN CLICKING THE LINK LISTED BELOW "LIVE STREAM" ON THE RIGHT HAND SIDE OF THE PAGE.**

PUBLIC COMMENT MAY BE SUBMITTED BY EITHER OF THESE TWO METHODS:

(1) BEFORE THE MEETING, OR BEFORE PUBLIC COMMENT CLOSES AT THE MEETING, SUBMIT YOUR TELEPHONE NUMBER BY E-MAIL TO THE CLERK AT MNELSON@SDCWA.ORG AND THE CLERK WILL CALL YOU WHEN THE BOARD IS READY TO HEAR YOUR PUBLIC COMMENT (THREE MINUTES OR LESS); OR

(2) BEFORE THE MEETING, OR BEFORE PUBLIC COMMENT CLOSES AT THE MEETING, E-MAIL YOUR COMMENT TO THE WATER AUTHORITY GENERAL COUNSEL AT DEDWARDS@SDCWA.ORG, AND TIME ALLOWING IT MAY BE READ ALOUD AT THE PUBLIC COMMENT PERIOD (THREE-MINUTE LIMIT).

IF MODIFICATIONS OR ACCOMMODATIONS FROM INDIVIDUALS WITH DISABILITIES ARE REQUIRED, SUCH PERSONS SHOULD PROVIDE A REQUEST AT LEAST 24 HOURS IN ADVANCE OF THE MEETING BY E-MAIL TO THE WATER AUTHORITY GENERAL COUNSEL AT DEDWARDS@SDCWA.ORG]

LEGISLATION AND PUBLIC OUTREACH COMMITTEE

AGENDA FOR
OCTOBER 27, 2022

Frank Hilliker, Chair	Craig Elitharp
Joe Mosca, Vice Chair	Mel Katz
Fern Steiner, Vice Chair	Consuelo Martinez
Jerry Butkiewicz	Amy Reeh
Chris Cate	Mona Rios
Gary Croucher	Elsa Saxod
Jim Desmond	John Simpson

1. Roll call – determination of quorum.

2. Additions to agenda (Government Code Section 54954.2(b)).

3. Public comment – opportunities for members of the public to address the Committee on matters within the Committee's jurisdiction.

4. Chair's report.
   4-A Directors' comments.

I. CONSENT CALENDAR

II. ACTION/DISCUSSION/PRESENTATION

1. Legislative issues.
   1–A Washington report.

   1-B Sacramento report.

2. Draft Proposed 2023 Legislative Policy Guidelines. (Presentation) Meggan Valencia

3. Quarterly report on Public Affairs activities. (Presentation) Denise Vedder

III. INFORMATION

1. Government Relations Update. Meggan Valencia

IV. CLOSED SESSION

V. ADJOURNMENT

Melinda Nelson
Clerk of the Board

NOTE: This meeting is called as a Legislation and Public Outreach Committee meeting. Because a quorum of the Board may be present, the meeting is also noticed as a Board meeting. Members of the Board who are not members of the Committee may participate in the meeting pursuant to Section 2.00.060(g) of the Authority Administrative Code (Recodified). All items on the agenda, including information items, may be deliberated and become subject to action. All public documents provided to the committee or Board for this meeting including materials related to an item on this agenda and submitted to the Board of Directors within 72 hours prior to this meeting may be reviewed at the San Diego County Water Authority headquarters located at 4677 Overland Avenue, San Diego, CA 92123 at the reception desk during normal business hours.

Our Region's Trusted Water Leader
San Diego County Water Authority

[NOTICE: PER GOVERNOR NEWSOM'S EXECUTIVE ORDERS AND STATE LEGISLATION, THE BELOW MEETING WILL NOT BE HELD IN PERSON BUT ELECTRONICALLY. DIRECTORS WILL BE PROVIDED ELECTRONIC ACCESS INFORMATION SEPARATELY. THE PUBLIC MAY ACCESS THE MEETING ELECTRONICALLY BY GOING TO THIS WEB LINK:
https://www.sdcwa.org/meetings-and-documents **AND THEN CLICKING THE LINK LISTED BELOW "LIVE STREAM" ON THE RIGHT HAND SIDE OF THE PAGE.**

PUBLIC COMMENT MAY BE SUBMITTED BY EITHER OF THESE TWO METHODS:

(1) BEFORE THE MEETING, OR BEFORE PUBLIC COMMENT CLOSES AT THE MEETING, SUBMIT YOUR TELEPHONE NUMBER BY E-MAIL TO THE CLERK AT MNELSON@SDCWA.ORG AND THE CLERK WILL CALL YOU WHEN THE BOARD IS READY TO HEAR YOUR PUBLIC COMMENT (THREE MINUTES OR LESS); OR

(2) BEFORE THE MEETING, OR BEFORE PUBLIC COMMENT CLOSES AT THE MEETING, E-MAIL YOUR COMMENT TO THE WATER AUTHORITY GENERAL COUNSEL AT DEDWARDS@SDCWA.ORG, AND TIME ALLOWING IT MAY BE READ ALOUD AT THE PUBLIC COMMENT PERIOD (THREE-MINUTE LIMIT).

IF MODIFICATIONS OR ACCOMMODATIONS FROM INDIVIDUALS WITH DISABILITIES ARE REQUIRED, SUCH PERSONS SHOULD PROVIDE A REQUEST AT LEAST 24 HOURS IN ADVANCE OF THE MEETING BY E-MAIL TO THE WATER AUTHORITY GENERAL COUNSEL AT DEDWARDS@SDCWA.ORG]

WATER PLANNING AND ENVIRONMENTAL COMMITTEE

AGENDA FOR
OCTOBER 27, 2022

Jose Preciado, Chair
Keith Lewinger, Vice Chair
Elsa Saxod, Vice Chair
Jack Bebee
Brian Boyle
Craig Elitharp
Lois Fong-Sakai
Tom Kennedy
Valentine Macedo Jr.
Dan McMillan
Bill Pommering
Amy Reeh
Mona Rios
Joel Scalzitti
Nick Serrano

1. Roll call – determination of quorum.

2. Additions to agenda (Government Code Section 54954.2(b)).

3. Public comment – opportunities for members of the public to address the Committee on matters within the Committee's jurisdiction.

4. Chair's report.
   4-A Directors' comments.

I. CONSENT CALENDAR

1. Professional Services Agreement with Mission Resource Conservation District for WaterSmart Field Services. — Joni German
   Staff recommendation: Authorize the General Manager to execute a three-year professional services agreement with Mission Resource Conservation District in an amount not to exceed $200,000 for administration of the WaterSmart Field Services Program through October 31, 2025, with an option for a two-year extension. (Action)

II. ACTION/DISCUSSION/PRESENTATION

1. Drought Update. (Presentation) — Jeff Stephenson

2. Update on Long-Term Water Use Efficiency Standards. (Presentation) — Elizabeth Lovsted

III. INFORMATION

1. Water Resources Report. — Jeff Stephenson

IV. CLOSED SESSION

1. Conference with Legal Counsel – Anticipated Litigation — David Edwards
   Government Code §54956.9(d)(4)
   One Case

V. ADJOURNMENT

Melinda Nelson
Clerk of the Board

NOTE: This meeting is called as a Water Planning and Environmental Committee meeting. Because a quorum of the Board may be present, the meeting is also noticed as a Board meeting. Members of the Board who are not members of the Committee may participate in the meeting pursuant to Section 2.00.060(g) of the Authority Administrative Code (Recodified). All items on the agenda, including information items, may be deliberated and become subject to action. All public documents provided to the committee or Board for this meeting including materials related to an item on this agenda and submitted to the Board of Directors within 72 hours prior to this meeting may be reviewed at the San Diego County Water Authority headquarters located at 4677 Overland Avenue, San Diego, CA 92123 at the reception desk during normal business hours.

Our Region's Trusted Water Leader
San Diego County Water Authority

[NOTICE: PER GOVERNOR NEWSOM'S EXECUTIVE ORDERS AND STATE LEGISLATION, THE BELOW MEETING WILL NOT BE HELD IN PERSON BUT ELECTRONICALLY. DIRECTORS WILL BE PROVIDED ELECTRONIC ACCESS INFORMATION SEPARATELY. THE PUBLIC MAY ACCESS THE MEETING ELECTRONICALLY BY GOING TO THIS WEB LINK: https://www.sdcwa.org/meetings-and-documents **AND THEN CLICKING THE LINK LISTED BELOW "LIVE STREAM" ON THE RIGHT HAND SIDE OF THE PAGE.**

PUBLIC COMMENT MAY BE SUBMITTED BY EITHER OF THESE TWO METHODS:

(1) BEFORE THE MEETING, OR BEFORE PUBLIC COMMENT CLOSES AT THE MEETING, SUBMIT YOUR TELEPHONE NUMBER BY E-MAIL TO THE CLERK AT MNELSON@SDCWA.ORG AND THE CLERK WILL CALL YOU WHEN THE BOARD IS READY TO HEAR YOUR PUBLIC COMMENT (THREE MINUTES OR LESS); OR

(2) BEFORE THE MEETING, OR BEFORE PUBLIC COMMENT CLOSES AT THE MEETING, E-MAIL YOUR COMMENT TO THE WATER AUTHORITY GENERAL COUNSEL AT DEDWARDS@SDCWA.ORG, AND TIME ALLOWING IT MAY BE READ ALOUD AT THE PUBLIC COMMENT PERIOD (THREE-MINUTE LIMIT).

IF MODIFICATIONS OR ACCOMMODATIONS FROM INDIVIDUALS WITH DISABILITIES ARE REQUIRED, SUCH PERSONS SHOULD PROVIDE A REQUEST AT LEAST 24 HOURS IN ADVANCE OF THE MEETING BY E-MAIL TO THE WATER AUTHORITY GENERAL COUNSEL AT DEDWARDS@SDCWA.ORG]

AGENDA
FORMAL BOARD OF DIRECTORS' MEETING

The mission of the San Diego County Water Authority is to provide a safe and reliable supply of water to its member agencies serving the San Diego region.

OCTOBER 27, 2022
1:00 p.m.

1. Call to Order.

2. Salute to the flag.

3. Roll call, determination of quorum.
   3-A Report on proxies received.

4. Opportunity for members of the public who wish to address the Board on matters within the Board's jurisdiction.

5. Additions to Agenda. (Government code Sec. 54954.2(b)).

6. Approve the minutes of the Formal Board of Directors' meeting of September 22, 2022.

7. PRESENTATIONS AND PUBLIC HEARINGS

7-A	Reappointment of Consuelo Martinez representing the City of Escondido. Term ending October 18, 2028.	Mel Katz
7-B	Workshop Work Group update. (Presentation)	Mike Hogan

8. REPORT BY CHAIRS

8-A Chair's Report: Mel Katz

8-B Report of Committee Actions
Engineering and Operations Committee
Administrative and Finance Committee
Imported Water Committee
Legislation and Public Outreach Committee
Water Planning and Environmental Committee

9. CONSENT CALENDAR

9.1 Monthly Treasurer's Report on Investments and Cash Flow.
Note and file the Treasurer's report.

9.2 Establish 2023 Board meeting dates.
Combine the November and December Board meeting dates to November 16, 2023, and approve the 2023 Board meeting dates calendar.

9.3 Financial Strategy Work Group's Recommendation to Amend the Permanent Special Agricultural Water Rate (PSAWR) Calculation Methodology.
Approve the Financial Strategy Work Group's (FSWG) recommendation to implement, effective January 1, 2023, a bifurcated local supply adjustment to enable PSAWR participating agencies the ability to prescribe how their local supply is allocated under the program.

9.4 Project Labor Agreement for Water Authority Capital Improvement Program.

1. Approve the proposed Project Labor Agreement (PLA) negotiated by the Water Authority and the San Diego Building Trades Council as provided in Attachment 1.

2. In accordance with revisions to Section 4.080.070 of the Administrative Code the Board approved in January 2022, determine that the approved PLA applies to the Capital Improvement Program (CIP) projects described in Attachment 2.

9.5 Professional Services Agreement with Mission Resource Conservation District for WaterSmart Field Services.
Authorize the General Manager to execute a three-year professional services agreement with Mission Resource Conservation District in an amount not to exceed $200,000 for administration

of the WaterSmart Field Services Program through October 31, 2025, with an option for a two-year extension.

10. ACTION / DISCUSSION / INFORMATION

10.1 SPECIAL AB 361 DETERMINATION — David Edwards

Assembly Bill 361 Continued Determination Acknowledging the Governor of the State of California's Proclamation of a State of Emergency and of Remote Teleconference Meetings of the Legislative Bodies of San Diego County Water Authority due to the Emergency Pursuant to Brown Act Provisions.
Staff recommendation: Acknowledge the Governor's proclaimed State of Emergency, and approve continued remote teleconference meetings of the legislative bodies of San Diego County Water Authority due to the emergency pursuant to Brown Act after reconsidering the circumstances and finding that state or local officials continue to impose or recommend measures to promote social distancing. (Action)

10.2 Notice of Biennial Review of Representatives to the Metropolitan Water District of Southern California. (Action) — Mel Katz

11. SPECIAL REPORTS
- 11-A GENERAL MANAGER'S REPORT – Ms. Kerl
- 11-B GENERAL COUNSEL'S REPORT – Mr. Edwards
- 11-C SANDAG REPORT – Director Katz
  SANDAG Subcommittees: Borders Committee – Director Saxod
  Regional Planning Committee – Director Boyle
- 11-D AB 1234 Compliance Reports – Directors

12. CLOSED SESSION(S)

12-A Conference with Legal Counsel – Existing Litigation — David Edwards
Government Code §54956.9(d)(1)
SDCWA v. Metropolitan Water District of Southern California; San Francisco Superior Court Case Nos. CPF-10-510830; CPF-12-512466; CPF-14-514004; CPF-16-515282; CPF-16-515391; CGC-17-563350; CPF-18-516389; California Court of Appeal (1st District) Case Nos. A146901; A148266; A154325; A161144; A162168; California Supreme Court Case Nos. S243500; and S251025

12-B Conference with Legal Counsel – Anticipated Litigation — David Edwards
Government Code §54956.9(d)(4)
One Case

13. ACTION FOLLOWING CLOSED SESSION

14. OTHER COMMUNICATIONS

15. ADJOURNMENT

NOTE: The agendas for the Formal Board meeting and the meetings of the Standing Committees held on the day of the regular Board meeting are considered a single agenda. All information or possible action items on the agenda of committees or the Board may be deliberated by and become subject to consideration and action by the Board.

Melinda Nelson
Clerk of the Board

DIRECTOR'S REPORT OF CONFERENCE/MEETING ATTENDANCE

Submitted by:	Rocky Qualin
Conference/Meeting:	Santee Chamber of Commerce - Board of Directors Meeting
Attendance Date(s):	October 20, 2022

SUMMARY OF CONFERENCE OR MEETING

Meeting called to order by Kristen Dare.

Membership Report: New Member Broken Yolk

Committee Updates

Golf Tournament: Veterans Appreciation Golf Tournament. all player spots are filled and sponsordship is on track. Looking for a goodie bag sponsor.

Taste of Santee: Vender sign up is going well, 8 restaurants, title sponsor (Lantern Crest) and community sponsor (Walmart) committed. looking for a few more

Government Affiars: EDCC is looking to help small business train its employees with grant money from State of California. Kristen Dare spoke in suppport of the Fanita Ranch project at City Council meeting last month.

The Santee Magazine: The Santee Magazine continues to make money and provide value.

East County Young Professionals: looking for more participation form board members at these events. want to show strong support for fro our young professionals and a stronger chamber.

Nominating Committee: No report given.

Meeting adjourned

Santee Chamber of Commerce

Board of Directors Meeting − Agenda

October 20, 2022 • 7:30AM

Agenda Item	Action
I. Welcome	
II. September Meeting Minutes	Discussion & Vote
III. Financials a. Balance Sheet (YTD) b. Profit and Loss (September) c. Budget vs. Actuals (YTD) d. AR Report	Discussion & Vote
IV. Membership Report	Review
V. Committee Updates a. Golf Tournament b. Taste of Santee c. Government Affairs d. Magazine e. Young Professionals f. Nominating	Review & Discussion
VI. Adjournment	

"Creating Opportunities for our Members to Build Successful Businesses
while Enhancing Economic and Community Development"

Board of Directors Meeting – September 15, 2022 Minutes

Attending: Melissa Dombo, Daniel Buksa, Susie Parks, Darcy Fagerwold, Mike Aiken, Bobbie Jo Lewis, Curtis Anderson, Barbara Ryan, James Sly, Pam White, Kristen Dare, and Jennae Gonzalez
Excused: Greg Gagnon and Richard Hatcher
Absent: Bryan Koci and Sarah Wood

Welcome:

- The meeting was called to order at 7:43 a.m.

Minutes – Melissa Dombo reporting:

- *Minutes* – The minutes from the August 18, 2022 meeting were presented for approval. **MOTION:** Barbara Ryan moved to accept the minutes. The motion was seconded by Mike Aiken. Motion was carried.

Membership Update - Kristen Dare reporting:

- New member is Saga Security.
  - Heavily involved from VFW.
  - Reached out to join chamber despite living in Arizona.
- Goal is to get in Sportsmans Warehouse involved; waiting on getting a contact for their General Manager.

Committee Updates:

- Golf Tournament Committee - Mike Aiken reporting
  - Will start to have regular committee meetings weekly starting now and leading up to the event.
    - Usually meeting on Wednesdays at Carlton Oaks mid to late mornings.
  - Ahead with registrations as of now compared to last year.
  - Hoping to hear back from more veterans service organizations.
    - Ray from the Veterans Coalition is helping Mike with this.
  - Non-profit veteran based organizations that are interested in participating are able to pair up with a business on a hole at no cost and promote their organizations.
  - Ready for sponsorships to come in.
- Taste of Santee - Susie Parks / Kristen Dare reporting
  - Flyers/food vendor applications brought to the meeting.
  - Excited for the new location of The Plaza at the Lantern Crest.

- Kristen Dare mentioned that this event is traditionally held on the 1st Thursday in December; However the City of Santee has their event in October.
    - They have reached out to the Chamber for help and that might be a hint that we might struggle with food vendors ourselves.
- Need more Board support with reaching out to restaurants.
- As of now we have 4 food vendors committed.
- There is a section on the spreadsheet where Directors can note what restaurants they have visited.
    - This spreadsheet was sent out to the Board.

- Government Affairs Committee - Barbara Ryan reporting
    - No update really since there is not a race with the City of Santee.
    - Challenge with the state legislature since the mapping is challenging.
    - The Santee Chamber is not endorsing any candidates.
    - Kristen Dare spoke in support from the Fanita Ranch at the City Council meeting last night.
    - Next year look at allowing candidates to allow if they are business friendly to be endorsed next year; if they align with our mission.
    - **ACTION ITEM:** Goal setting with executive committee - Want to outline endorsement process in 2023 then have it finalized in 2024.
- Santee Magazine - Kristen Dare reporting
    - Fall issue has been put in mailboxes.
    - Received positive feedback so far.
        - One citizen just mentioned that the size of the font was small.
    - Melissa Dombo spearheaded a lot of the content in this issue.
    - The Santee Magazine continues to make money and provide value.
        - It embodies so much of what we can do, and the value we can provide to our members and it evolves every issue.
- East County Young Professionals - Curtis Anderson reporting
    - Had a Speed Networking event on August 25th and it was overall a great event.
    - On Tuesday, September 27th it will be the ECYP Mixer at the Padres vs Dodgers game.
        - Still trying to sell the remaining tickets.
    - Starting a book club in October with the first meeting being on Wednesday, October 19th at Mission Realty.
- Nominating Committee - Kristen Dare reporting
    - No report.

Board of Directors Meeting – September 15, 2022 Minutes

Financials - Bobbie Jo Lewis reporting:

- Balance Sheet
  - Have 90k in total liabilities and equity.
- Profit and Loss
  - Can't depend on the grant money.
- Budget vs Actuals
  - Net income is 56k.
    - Take out the 20k which is the grant money so actual income is 36k.
  - Bobbie Jo Lewis had asked Kristen Dare to have a financial forecast of what income and expenses are expected for the rest of the year.
    - Potential income is 61k.
    - Potential expenses is 68k.
    - At the end of the year, we would be 7k short of the income goal that was set.
    - Projected net income is 8,500.
  - Will hit the budget for the remaining events and collect 50k but 20k is from the grant.
  - Still need to drive for membership and work hard for event income.
  - Will need to spend money to make money.
- August financials were presented for approval.
  MOTION: Susie Parks moves to accept the August finances as presented. The motion was seconded by Darcy Fagerwold. Motion was carried.

New Business

- James Sly mentioned the Connecting Capital event that is happening tomorrow, September 16th from 8am - 12pm at city hall.
  - 7-12 lenders.
  - 80 small business owners.
  - Will learn how you qualify for funding.
- La Mesa City Council has 720k to be available for brick and mortars start ups.
  - Mixture of Retail and restaurants.
  - Will generate new sales tax.

Adjournment:

The board adjourned at 8:45 a.m.

Respectfully submitted,

_____

Jennae Gonzalez, Office Manager

PADRE DAM
Municipal Water District

DIRECTOR'S REPORT OF CONFERENCE/MEETING ATTENDANCE

Submitted by:	Bill Pommering
Conference/Meeting:	San Diego East County Chamber of Commerce Government Affairs and Infrastructure and Land Use Committee
Attendance Date(s):	11/01/2022

SUMMARY OF CONFERENCE OR MEETING

Meeting was called to order at 7:34 AM. This was a hybrid meeting. Eight attended in person. The agenda was approved and the minutes from the October 04, 2022, meeting was also approved.

CHAIR REPORTS/OTHER UPDATES

A. **PRESENTATION: San Vincente Energy Storage Facility –** Gracelia Sevilla – SD Country Water Authority. CWA Representative was unable to attend to make a presentation.

B. **LEGISLATIVE/BALLOT MEASURES/PRESENTATIONS**
   a. No Report.

C. **OLD BUSINESS —**
   a. Will be seeking input on future endorsement procedures.

The following reports are not listed in the order they were presented!

LEGISLATIVE AND COMMUNITY REPORTS

CITY OF EL CAJON — Measure P is on the ballot. An unsolicited offer has been made on redeveloping the MTS property in El Cajon. MTS then received a second bid. A decision by MTS on which way to proceed will be made within the next month. It will likely be a combination of low-income and market housing. Supervisor Anderson held a conference on homelessness with over a hundred in attendance.

CITY OF SANTEE — City is opening two new softball fields in Town Center Park West. Will be dedicating a new park in Weston Park. City Council on November 09th will include an update on cannabis businesses. A new pharmaceutical business will be opening and will support a hundred new jobs.

CITY OF LEMON GROVE — No Report.

CITY OF LA MESA — A new five story apartment building is in development. Working with developer to make sure it complies with design regulations.

OTAY WATER DISTRICT – No Report.

COUNTY WATER AUTHORITY — No Report.

HELIX WATER DISTRICT — Deanna Verbeke is not standing for reelection, so Helix will have a new Director after the election next month. State is pushing to move into a Level Two situation.

SCHOOLS — **Grossmont College District** — No Report.

GROSSMONT HEALTHCARE DISTRICT — Open House tomorrow to celebration it's seventieth anniversary.

GROSSMONT HOSPITAL — In January 2023, Sharp is consolidating its entities under one CEO. Currently each entity has its own CEO.

EAST COUNTY SCHOOLS CREDIT UNION —

SUPERVISOR ANDERSON'S OFFICE — No Report.

SUPERVISOR FLETCHER'S OFFICE — No Report.

SENATOR JONES' OFFICE — No Report.

ASSEMBLYPERSON VOEPEL'S OFFICE – No Report.

COUNTY CLERK, ASSESSOR'S OFFICE — No Report.

REPRESENTATIVE ISSA'S OFFICE — No Report.

US CHAMBER OF COMMERCE — No Report.

CALCHAMBER — No Report.

EAST COUNTY HOMELESS TASK FORCE – No Report.

WASTE MANAGEMENT – No Report.

LAKESIDE SCHOOL DISTRICT – No Report.

NEW BUSINESS —None.

Meeting was adjourned at 8:06 AM.

Next meeting is scheduled for December 06, 2022. It is planned to be a hybrid meeting.

Committee: GOVERNMENT AFFAIRS & INFRASTRUCTURE AND LAND USE

DATE: TUESDAY, NOVEMBER 1, 2022

Time: 7:30AM – 9:00AM

Location: HYBRID – on Zoom & in person at the Chamber

MEETING CHAIR: PATRICK BATTEN, GOVERNMENT AFFAIRS CHAIR

VICE CHAIR OF GOVT AFFAIR: JUSTIN SCHLAEFLI

INFRASTRUCTURE AND LAND USE CHAIR: ARKAN SOMO

Community Liaisons: John Dadian – Santee / Kristine Costa – El Cajon /
Barry Jantz – La Mesa / Kathy Olsen – Lemon Grove
Andrew Hayes – School Districts

AGENDA

I. Call to Order

II. Pledge of Allegiance

III. Introductions – Roll Call

IV. Approval of Agenda

V. Approval of the August Minutes

VI. Reports/Other Updates **Patrick Batten,Arkan Somo**

VII. Presentations:

A. San Vicente Energy Storage Facility - Gracelia Sevilla - SD County Water Authority

VIII. Legislative & Community Reports (Discussion, Updates)

A. ***NOTE: The intent of these reports is for <u>brief</u> updates from government agencies on items related to or of potential interest/impact to business and commerce. There is no requirement to provide an update if there is nothing to report. Please limit reports to one minute; questions from committee members may make individual reports longer. If an agency has a lengthier report on an item of interest, the agency may***

request a formal presentation be included on the agenda. The chair and the committee have the discretion to defer reports if other agenda items require it.

B. Cities – Reports from City Representatives and/or Community Liaisons

1. **El Cajon , La Mesa, Lemon Grove, Santee**

C. Schools/College Districts

D. Special Districts (Water, Healthcare, other)

E. County Planning Groups

F. Native American – Tribal Government

G. County of San Diego

H. State of California (Senate, Assembly)

I. Federal (Congressional Representatives)

J. US Chamber of Commerce/CalChamber

IX. Endorsement Report

X. Old Business

XI. New Business

XII. Brief Announcements/Good of the Order

XIII. Adjourn Regular Meeting

Next Meeting: December 6, 2022 Hybrid – In person at the Chamber and on Zoom

PADRE DAM
Municipal Water District

GENERAL MANAGER'S REPORT
November 2, 2022

Information:

1. News Article: "Colorado to Reuse Water for Drinking, Creating New Supply"
2. News Article: "United States of Megadrought"
3. News Article: "Construction Begins on Otay River Estuary Restoration Project in South Bay
4. News Article: "Detecting Water Pllutants Using AI"
5. News Article: "EPA Set to Propose Drinking Water Standard for PFAS Chemicals"

StarTribune

Colorado to reuse water for drinking, creating new supply

By BRITTANY PETERSON Associated Press

OCTOBER 21, 2022 — 7:02AM

Castle Rock, Colo. — When Eric Seufert brewed a test batch of beer in 2017 with water from recycled sewage, he wasn't too concerned about the outcome. The engineering firm that approached him about the test explained the process, and together they sipped samples of recycled water. Seufert quickly understood it wasn't too different from how water is normally handled.

"Every stream and river in this country has someone putting in their wastewater after they've treated it," he said.

After tapping the keg and having a taste, the owner of 105 West Brewing Co. in Castle Rock, Colorado proudly served it at his bar.

Brewing beer, cooking food, and refilling water bottles with recycled wastewater could soon become standard practice in a state that's synonymous with its pristine-tasting snowmelt and mountain springs.

Last week, Colorado's water quality agency gave unanimous preliminary approval to regulate direct potable reuse — the process of treating sewage and sending it directly to taps without first being dispersed in a larger water body. Pending a final vote in November, the state would become the first to adopt direct potable reuse regulations, according to WateReuse, a national group advocating for the method.

"Having well-developed regulations ... helps ensure projects are safe and that project proponents know what will be required of them," said Laura Belanger, water resources engineer with the non-profit Western Resource Advocates.

As the state's population explodes and regional water supplies dwindle, recycling water for drinking is a significant opportunity for stretching a limited supply, said Kevin Reidy, conservation specialist for the Colorado Water Conservation Board. And he said it's a game changer in a place like Castle Rock, a city of 75,000 just south of Denver nestled under its prominent namesake butte, that relies primarily on pumping finite groundwater for drinking.

"I think it's an important tool for the long term because it gives water providers options to respond to future scarcity of water supplies, whether drought-driven or other reasons," said Mark Marlowe, director of Castle Rock Water.

The utility already reuses about 14% of its wastewater, sending it to a creek from the treatment plant, and re-drawing it farther downstream. But as climate change leads to more arid conditions in the western U.S., the creek's flow is becoming less reliable.

With a dry bed, water is "lost" into the ground rather than recaptured and sent back out to taps. Blending highly treated wastewater directly at the facility would eliminate that climate risk, Marlowe said.

The process, which typically entails disinfecting wastewater with ozone gas or ultraviolet light to remove viruses and bacteria, then filtering it through membranes with microscopic pores to remove solids and trace contaminants, is gaining interest as communities grapple with extended droughts. While many U.S. states don't explicitly prohibit this type of water reuse, developing statewide standards can encourage more rapid adoption, said Reidy of the Colorado conservation board.

There are no specific federal regulations for direct potable reuse. However, projects have to comply with federal health standards for drinking water.

Like many Colorado cities, Castle Rock is still evaluating the cost and urgency of adopting direct potable reuse, but plans to begin testing next year so they can be ready to move quickly if needed. Even so, it could be three to five years before the new source is available.

That's actually a short timeline for developing a new water supply, much speedier than building a reservoir over 20 to 30 years, said Reidy. "You're looking at the long-term viewpoint."

The interest is widely shared among other Colorado Front Range cities, many involved in the rule making process. The region anticipates rapid population growth over the next few decades, and treating sewage for drinking is how that growth will be met, said Greg Baker of Aurora Water.

"It becomes more and more difficult to acquire new water," Baker said. "The more we can take advantage of water we already have, the better for all of us."

Treated wastewater from local rivers and creeks often must be returned to the source for downstream users, who are owed minimum flows as required by various laws. But imports, such as Colorado River water pumped over the continental divide and down to the Front Range, can in many cases be completely used up.

Nearly all the water in Aurora can be reused. The city is currently reusing about 10%, filtered through the South Platte River bank, and is well-positioned to accommodate future growth by expanding recycling, Baker said.

Florida, California and Arizona are moving swiftly to adopt regulations as well, and a handful of other states are beginning the process or have existing projects. As conditions continue to decline on the Colorado River, Arizona faces deep mandatory water cuts, while pressure mounts for California to give up more of its share — a strong incentive to find ways to stretch what they have.

Denver and Colorado Springs — the state's most populous cities — already recycle the majority of their water through downstream exchanges with other cities and for non-drinking uses, such as watering parks. Both expect to someday recycle water for drinking purposes, but officials are concerned their reusable supplies from the stressed Colorado River soon could face mandatory reductions.

"If you've built a big direct potable reuse system and you don't have it even for a few years, that causes some problems," said Greg Fisher, demand planning manager at Denver Water.

"If we are relying on those reusable (drinking water) supplies to meet our customers' needs, our ability to meet their needs is put at risk," Fisher said.

Water recycling projects can carry a large price tag, although federal funding is available. The Environmental Protection Agency offers low-cost loans for water infrastructure projects, including recycling. Through the U.S. Bureau of Reclamation's water recycling programs, the Bipartisan Infrastructure Law offers over $1 billion over the next five years for non-federal water recycling projects.

As part of the program, $20 million was recently granted to El Paso's water board to help construct a direct potable reuse facility. The project is expected to save 13,000 acre-feet of water annually — enough to supply about 26,000 households.

Not all projects will meet requirements for federal assistance, so costs could fall to users. But delaying reuse and relying on new water — if it's available — can be expensive.

"You have to compare it to the cost of new supplies and where you'll store that," Reidy said.

Seufert already knows he can make good beer from recycled water. He's more worried about keeping the cost of business down.

"I'm concerned that the resources will be there for the planned growth in an affordable way for this region," Seufert said. "But, as of now, I trust that they're working on it."

Source: https://www.startribune.com/colorado-to-reuse-water-for-drinking-creating-new-supply/600217680/

Politico

United States of megadrought

By **ARIANNA SKIBELL**

10/24/2022 06:00 PM EDT

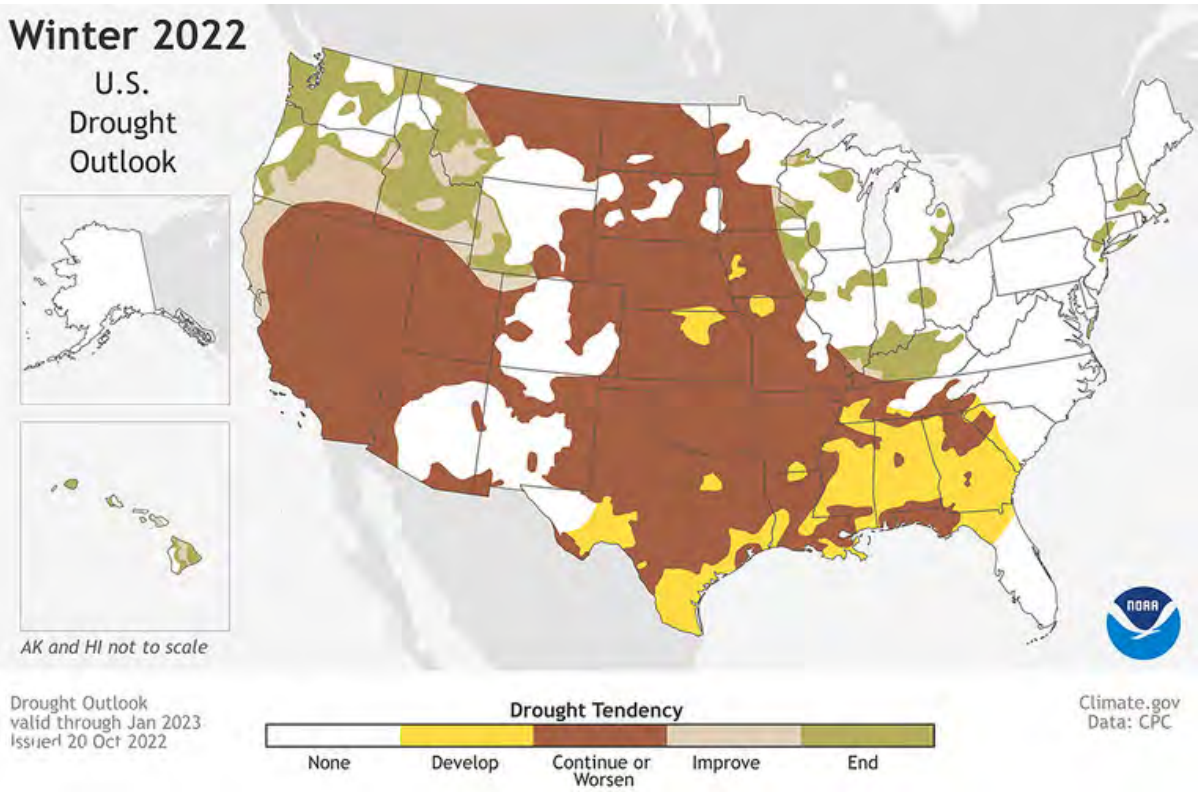

NOAA

Drought has engulfed large swaths of the country, threatening parts of the nation's food and power supply. And it's getting worse.

More than 80 percent of the continental U.S. is experiencing unusually dry conditions or full-on drought, which is the largest proportion since the National Oceanic and Atmospheric Administration began tracking 20 years ago.

Winter is expected to intensify and spread the dry conditions, killing crops and increasing fire risks in regions that don't usually face such dangers, NOAA says.

That could spell trouble for electricity in states such as California, Arizona and Nevada, depleting water supplies needed to cool power plants and reducing the flow to hydroelectric dams on waterways like the Colorado River.

Of particular concern is the Mississippi River, where record-low water levels are making it hard to move cargo by barges, which is vital for transporting crude oil, corn, soybeans and other essentials.

The developing drought across the Mississippi Basin is also allowing salt water to enter from the Gulf of Mexico, which could contaminate drinking water.

California and the West are faring no better. The ongoing megadrought is expected to worsen, with no relief for the dangerously depleted Colorado River or the Southwest reservoirs of Lake Mead and Lake Powell. (Farther north, the Pacific Northwest and the Great Lakes region are actually expected to sustain heavier winter precipitation than normal.)

The 22-year megadrought in the West has deepened so much that it's now considered the driest in at least 1,200 years. Authors of a recent study in the journal Nature Climate Change found that 42 percent of the drought is attributable to human-caused climate change, confirming experts' worst-case prediction for the current level of global warming.

Meteorologists are also attributing the dry forecast to a third straight winter of La Niña, a complex weather pattern where strong trade winds churn colder water to the surface of the Pacific Ocean and push the jet stream north, which has only happened a few times in the last half-century.

As the planet continues to warm, rare weather events like megadroughts are becoming increasingly common, along with 1,000-year floods and record-smashing heat waves. Scientists warn that unless the world dramatically reduces its carbon emissions, extreme weather — and the toll it takes — will become the norm.

An oil pump jack operates in the Permian Basin in Stanton, Texas. | David Goldman/AP Photo

President Joe Biden's decision last week to release oil from the Strategic Petroleum Reserve is sparking debate about whether the plan will work and how it will influence the midterm elections.

Mike Lee and Carlos Anchondo break down the potential security risks associated with the move, how the oil releases could affect the midterms and whether the oil and gas industry will increase production.

A man points to a home destroyed by Hurricane Fiona in Puerto Rico. | Alejandro Granadillo/AP Photo

Lessons learned

In the weeks since Hurricane Fiona hit Puerto Rico, the Federal Emergency Management Agency has given aid to far more residents of the U.S. territory than after Hurricane Maria demolished the islands five years ago, writes Thomas Frank.

The contrast is an example of how policy shifts by the Biden administration have made it easier for people in disaster areas to qualify for emergency aid. The changes aimed to address concerns that FEMA was distributing disaster aid inequitably.

Working the campaign trail

Biden is struggling to sell his recent climate wins in the final stretch before the midterm elections, writes Scott Waldman.

He's arguing that climate action is coming, and so are cheaper gasoline prices. Those clashing claims come amid a start-and-stop campaign season for Biden, whose low approval rating of 43 percent has muted his ability to rally support for Democratic candidates.

Air pollution

As the EU prepares new air quality guidelines, nine Belgian citizens are taking their regional authorities to court over air pollution, writes Antonia Zimmermann.

The lawsuit argues that the three regional governments have put residents' health at risk by failing to adapt air pollution laws in response to new World Health Organization guidelines.

Source: https://www.politico.com/newsletters/power-switch/2022/10/24/united-states-of-megadrought-00063120

Times of San Diego

Construction Begins on Otay River Estuary Restoration Project in South Bay

by **Elizabeth Ireland** 2 days ago

Otay River Estuary. Photo via @OceansideKick Twitter

Construction began Friday on a project aimed at restoring around 125 acres of coastal wetlands and salt marsh habitat in the San Diego Bay National Wildlife Refuge.

The Otay River Estuary Restoration Project, a joint effort of desalination developer Poseidon Resources, the U.S. Fish and Wildlife Service, and other agencies, seeks to restore salt ponds located within the refuge in order to create new habitat for native fish, wildlife and plant species.

Among the species most impacted by the loss of coastal habitats are migratory shorebirds and other salt marsh-dependent species, according to officials.

The project serves as a mitigation effort to lessen the impacts on marine life following the opening of Poseidon's Claude "Bud" Lewis Carlsbad Desalination Plant.

Poseidon President Sachin Chawla said, "We remain committed to being stewards of the environment and helping San Diego County have a sustainable and local water supply for decades."

The project is expected to be completed in about four years, according to Poseidon.

Restoration will occur at two locations:

- On 34 acres east of 13th Street near Imperial Beach within the Otay River Floodplain
- On approximately 91 acres of an existing solar salt pond west of the intersection of Bay Boulevard and Palomar Street in Chula Vista

"It is more important now than ever to protect and preserve our coastal environment," said George Dowden, president of the Friends of San Diego Wildlife Refuges. "We applaud Poseidon and the U.S. Fish and Wildlife Service for their continued dedication to preserving our beautiful coastline and promoting environmental sustainability."

Source: https://timesofsandiego.com/life/2022/10/21/construction-begins-on-otay-river-estuary-restoration-project-in-south-bay/

Detecting water pollutants using AI

by McGill University

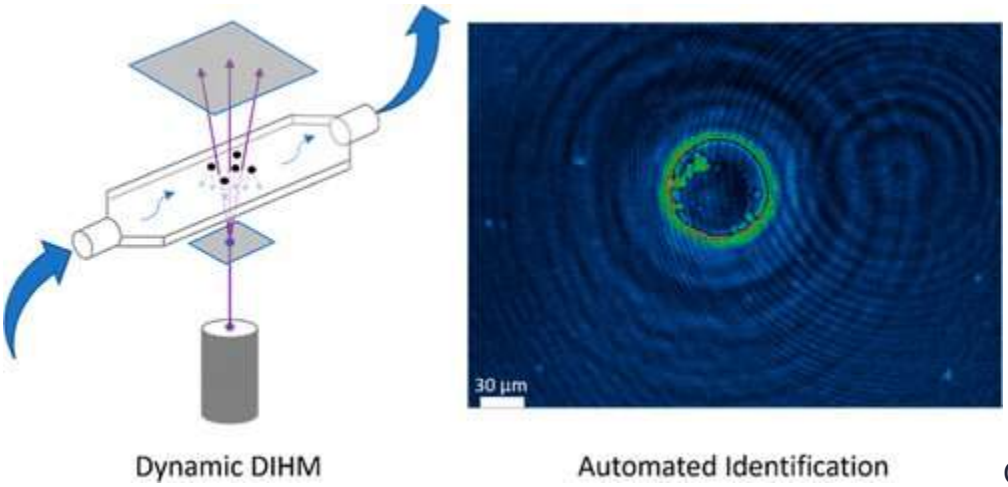

Graphical abstract.

Credit: *Analytical Chemistry* (2022). DOI: 10.1021/acs.analchem.2c02396

Imagine using your mobile phone to track the spread of water contaminants—such as oil spills or even viruses like COVID-19—in the blink of an eye. Researchers from McGill University have developed new artificial intelligence to make the invisible visible using advances in lasers, optics, and mobile technology.

The new technology uses remote sensing, meaning it acquires information from a distance, and could one day be deployed on satellites to detect in real-time pollutants as small as a nanometer to a centimeter in the water systems around the globe.

"This information could be used to identify, predict, and address the spread of environmental contaminants and outbreaks of diseases or viruses," says Professor Parisa Ariya of the Department of Chemistry and Department of Atmospheric and Oceanic Sciences, who led the team of researchers. "It's a game-changer, allowing governments, industries, and communities to act quickly, share information, and reduce damage to the ecosystem and risks to public health."

Source: https://phys.org/news/2022-10-pollutants-ai.html

Engineering News-Record

EPA Set to Propose Drinking Water Standard for PFAS Chemicals

WEFTEC conference included focus on water equity, resilient infrastructure

By Pam McFarland

Photo courtesy of Water Environment Federation

October 20, 2022

The U.S. Environmental Protection Agency plans to propose, by the end of the year, a primary drinking water standard for two types of “forever” chemicals that seem to be found in everything, everywhere, including human tissue—agency officials said Oct. 10 at the Water Environment Federation (WEF) annual conference.

The standard would set enforceable limits for PFOA and PFOS, the two most used and studied of the broad category of per- and polyfluoroalkyl substances, collectively known as PFAS. The standard would also require monitoring of public water supplies as part of EPA’s overall strategy for addressing the prevalence of PFAS in drinking water sources, wastewater and biosolids.

Yu-Ting Guilaran, deputy director of EPA's office of groundwater and drinking water, said the agency hopes to finalize the standard sometime in 2023.

Additionally, EPA plans to significantly expand monitoring for PFAS in drinking water systems between 2023 and 2025, including for the first time small water utilities that previously were exempt. “We’re looking forward to initiating that effort and getting more information on PFAS in drinking water,” Guilaran said.

Matt Klasen, manager of EPA’s PFAS Council, comprised of senior career officials across the U.S., noted that the agency’s Sept. 6 proposal to designate PFOA and PFOS as hazardous substances under the federal Superfund

law would be a “significant step in improving information about PFAS releases and getting us the tools for holding those responsible for PFAS contamination accountable.”

EPA is currently accepting comment on the proposed rule.

The topic of PFAS was of primary interest and the focus of numerous sessions at the conference, held Oct. 8 to 12 in New Orleans. Many firms and speakers emphasized not just the removal of PFAS from water supplies, wastewater and biosolids, but also identifying scalable methods to destroy it, or increasing sampling to reduce PFAS contamination at the source.

Nick Giannetti, state pretreatment program coordinator for the Vermont Dept. of Environmental Conservation, outlined a program designed to reduce PFAS levels before they reach wastewater treatment plants through sampling techniques at potential sites of pollution and just outside wastewater treatment facilities.

In the program, state officials work with industrial facilities, manufacturers or businesses where PFAS levels were higher.

“Eliminating or preventing pollution at the source, is reducing the amount of pollution to control, treat, and dispose of … and less pollution posed to the environment and public health,” Giannetti said. He added that the model developed in Vermont “is really well suited for those smaller- to medium-size POTWs (publicly owned treatment works)."

Several research studies are underway to evaluate different technologies to destroy PFAS. One project, a partnership between WEF and a multi-disciplinary team led by Brown and Caldwell, will evaluate the effectiveness of using extremely high temperatures in a process called pyrolysis followed by thermal oxidation to destroy PFAS to enable beneficial reuse of biosolids.

Resilience and Social Justice

Conference panels and exhibitors also focused on resilience. A new study by engineering firm GHD found that failing to adequately prepare for storms, droughts and floods through designing and building more resilient infrastructure could result in a total loss of $3.7 trillion to the U.S. GDP between 2022 and 2050, and upwards of $5.6 trillion across the globe.

Jonathan Pressdee, GHD’s U.S. water market lead, told ENR that being reactive to problems as they arise will be less effective over the long haul than taking a more proactive, strategic approach. “When you take a more holistic view, the failure to have resilient, hardened infrastructure impacts broader swaths of the community and the economy” such as manufacturing, banking, insurance and energy utilities, he said.

Teams at Carollo Engineers have helped about 30 U.S. drinking water utilities develop risk assessment and emergency response plans required under the 2018 American Water Infrastructure Act. These plans evaluate risks associated with everything from hurricanes and other natural hazards to pathogens and cyberterrorism. “There’s a growing interest [among municipalities and utilities] in resilience plans and the benefits of considering the sustainability and resilience of your infrastructure,” Shawn Corrigan, a Carollo risk and resilience principal, told ENR.

Some panels focused on ensuring that projects are designed with equity in mind. Karyn Riley, Arcadis vice president of water equity and social impact, a newly created position at the firm, said that although some cities, counties, and even a handful of states have incorporated social equity mandates into their engineering and building programs, “consultants have to have a mindset shift.”

Social justice initiatives that are a key component of the Infrastructure Investment and Jobs Act, and consequently, equity issues are going to be a significant consideration that needs to be incorporated early on in the design process, Riley said.

“This is a shift, a moment, and I think we’re going to see everybody in the sector come together and really collaborate on this because it’s so important, not only for our business lines, but for our communities.”

Source: https://www.enr.com/articles/55104-epa-set-to-propose-drinking-water-standard-for-pfas-chemicals

PADRE DAM Municipal Water District **BOARD AGENDA REPORT**	**Meeting Date:** 11-02-2022 **Dept. Head:** Karen Jassoy **Submitted by:** Kevin Woo **Department:** Finance **Approved by:** Kyle Swanson, CEO/GM

SUBJECT: FINANCE AND TREASURER'S REPORT FOR THE THREE MONTHS ENDED SEPTEMBER 30, 2022

RECOMMENDATION(S):

NOTE AND FILE: Finance and Treasurer's Report for the Three Months Ended September 30, 2022

ALTERNATIVE(S):

None. For information only.

ATTACHMENT(S):

1. Monthly Financial Statements and Treasurer's Report

FUNDING:

Requested amount: n/a
Budgeted amount:
Are funds available? ☐ Yes ☐ No
Project cost to date:

PRIOR BOARD/COMMITTEE CONSIDERATION:

STRATEGIC PLAN IMPLEMENTATION:

This agenda item is consistent with the District's Strategic Plan and meets one or more of the following Strategic Goals: Provide safe, reliable water, recycled water and sewer services; Ensure fiscal health and competitively sustainable rates; Enhance customer communications and education; Increase water, wastewater and energy independence; Maintain workforce excellence; Expand park and recreation opportunities.

Reviewed by:		Action Required:		Policy Updates:		Action Taken:
Dept Head	☒	Motion	☐	Rules & Regulations	☐	As Recommended _____
Finance	☐	Resolution	☐	Standard Practices & Policies	☐	Reso/Ord. No. _____
Legal Counsel	☐	Ordinance	☐			Other _____
Standard Form	☐	None	☒			

EXECUTIVE SUMMARY:

Pursuant to California Government Code Section 53646 and the District Standard Practices and Policies Manual, Section 19.2, Investment Policy, the Board is to receive monthly reports of the summary of financial operations, cash balances and investments.

RECOMMENDATION(S):

NOTE AND FILE: Finance and Treasurer's Report for the Three Months Ended September 30, 2022.

PADRE DAM MUNICIPAL WATER DISTRICT

MONTHLY FINANCIAL STATEMENTS

September 30, 2022

Summary Fact Sheet	Page 1
Notes to Financial Statements	Page 2-A/B
Statement of Net Position	Page 3
Statement of Cash Flows	Page 4
Summary of Operations	Page 5
Graph of Operating Revenues & Expenses	Page 5 - A
Potable	Page 5 - B
Monthly Water Consumption	Page 5 - B - 1
Monthly Water Consumption - Graph	Page 5 - B - 2
Cumulative Water Consumption - Graph	Page 5 - B - 3
Recycled Water	Page 5 - C
Monthly Water Consumption	Page 5 - C - 1
Sewer	Page 5 - D
Park	Page 5 - E
Park Supplementary P & L	Page 5 - E - 1
Park Statistical Data	Page 5 - E - 2
Departmental Expenditures	Page 6
Departmental Expenses Variances - Actual to Budget	Page 6 - A
Budget Notes to Operating Expenses	Page 6 - B
Legal Expenses	Page 7
Contract Services	Page 8
Organizational Staffing	Page 9
Major Construction Projects	Page 10
Overtime	Page 11
Treasurer's Report	Page 12 - 18

PADRE DAM MUNICIPAL WATER DISTRICT

SUMMARY FACT SHEET

FOR THREE MONTHS ENDING SEPTEMBER 30, 2022

	PRIOR YR ACTUAL	YEAR TO DATE ACTUAL	YEAR TO DATE BUDGET	YEAR TO DATE VARIANCE	YEAR TO DATE %
Total Operating Revenues	$ 22,365,733	$ 23,515,443	$ 22,427,261	$ 1,088,182	4.9
Total Direct Costs	7,263,801	7,458,376	7,388,167	(70,208)	(1.0)
Revenues Available for Ops	15,101,932	16,057,067	15,039,094	1,017,973	6.8
Total Operating Expenses	10,892,883	10,881,330	13,255,853	2,374,523	17.9
Income (Loss) fm Ops	4,209,049	5,175,737	1,783,240	3,392,497	190.2
Total Non Op Income (Exp)	(347,028)	(801,718)	(300,798)	(500,920)	(166.5)
Change in Net Position	$ 3,862,021	$ 4,374,019	$ 1,482,442	$ 2,891,577	195.1
Legal Expenses (Non-Litigation)	$ 37,448	$ 29,101	$ 70,500	$ 41,399	58.7%
Contract & Professional	$ 683,846	$ 607,865	$ 1,412,149	$ 804,284	57.0%
Overtime	$ 47,097	$ 61,759	$ 39,900	$ (21,859)	-54.8%
Major CIP Projects	$ 2,224,674	$ 2,597,124	$ 1,886,205	$ (710,919)	-37.7%
Departmental Expenses	$ 8,508,282	$ 8,482,484	$ 10,856,878	$ 2,374,394	21.9%
Cash & Investments - Unrestricted	$ 93,916,203	$ 80,162,496	$ 102,445,895	$ (22,283,399)	-21.8%
Cash & Investments - Restricted	$ 15,750,317	$ 12,826,019	$ 12,925,712	$ (99,693)	-0.8%
Staffing	137.1	131.3	143.9	12.7	8.8%
Sales in Acre Feet - Potable Water	3,088	3,052	3,035	17	0.6%

Padre Dam Municipal Water District
Notes to the Financial Statements
Three Months Ending 9/30/22

Page No.

Director of Finance Summary: For the three months ending September 30, 2022, Padre Dam had a net gain of $4.4M, primarily due to the water and sewer operations. CRF fund balance is $14.3M. CIP spending is at 34.4% of budget. (The Board approved minimum fund balance for CRF is $16.2M.)

Page 5 **Combined Change in Net Position:** The change in net position of $4.4M is favorable to budget by $2.9M (195.1%). This variance consists of $3.4M favorable variance from operations and $501K unfavorable variance from non-operating activity. Favorable variance in gross profit of $1.0M and $2.4M favorable variance from Padre Dam internal operating expenses (net) generated the $3.4M favorable variance from operations.

Page 5 **Total Operating Revenues:** Combined Operating Revenues of $23.5M are favorable to budget by $1.1M or 4.9%. Water sales are favorable to budget by 1.5%. Sewer sales are favorable to budget by 10.5%.

Page 5 **Direct Costs:** Direct costs incurred of $7.5M are unfavorable to budget by $70K (1.0%) mostly due to water purchases being $75K higher than budget and sewer METRO costs being $33K higher than budgeted. Energy purchases are $71K lower than budgeted. Water purchases are 1.4% higher than budget. Energy purchases have exceeded energy billings by $18K. (Cost of electricity is about 15.0 cents/KWH vs. 12.0 cents/KWH budgeted.) A 5% "water shrinkage" was budgeted and shrinkage of up to 3% to 5% is considered normal**.**

Page 5 **Internal Operating Expenses:** Combined Operating Expenses of $10.9M are $2.4M favorable to budget. All categories are favorable to budget except utilities and billing credits.

Page 5 **Non-Operating Activity:** Non-Operating Activity (net) is $501K unfavorable to budget. Net interest expense was favorable to budget by $35K. There was an unrealized loss on investments. Gains and losses are not budgeted because they are hard to predict.

Page 4, Page 15 **Cash & Investments Balances:** Total cash & investments at month end is $93.0M and includes $12.8M of restricted funds and $80.2M of designated and other funds. Total cash & investments have decreased $21.3M from the beginning of the fiscal year. There was a $15M loan made from Padre to the AWP.

Page 5 **$79,423,619 - Combined Designated Fund Balance:** On a combined basis, the Board designated fund is lower by $21.2M for the three months ending September 30, 2022; Rate Stabilization fund balance is $29.3M and has decreased by $15.6M. Capital Replacement fund balance is $14.3M and has decreased by $5.6M.

Page 5b **$33,450,519 - Retail Fund Balance:** Retail operating funds have decreased by $15.2M. Rate Stabilization funds have decreased by $10.5M while Capital Replacement funds have decreased by $4.7M.

Page 5c **$17,034,047 – Water Recycling Fund Balance:** Water Recycling operating funds have decreased by $1.7M. Rate Stabilization funds have decreased by $1.6M while Capital Replacement funds have decreased by $134K.

Page 5d **$20,637,175 - Sewer Fund Balance:** Sewer operating funds have decreased by $4.3M. Rate Stabilization funds have decreased by $3.9M while Capital Replacement funds have decreased by $405K.

Page 5e **$8,301,879 - Park Fund Balance:** Park operating funds have increased by $126K. Rate stabilization funds have increased by $430K while Capital Replacement funds have decreased by $304K.

Page 5e, 5e1, 5e2 Park operating revenues of $2.0M are $17K (.9%) favorable to budget. The actual camping revenues are lower than budget by $33K. Actual operating expenditure levels are favorable to budget by $158K (8.5%), which combines to produce $125K actual net gain, favorable by $132K to the YTD net loss predicted in the budget of $7K. There is a $691K net income projected in the 2022-23 budget.

Page 4 **Retiree Health/Life Benefit-Set Aside**: GASB No. 45 requires that any unfunded liability for other post-employment benefits (Post-Retirement Health Benefits) be disclosed in the annual financial statements beginning with fiscal year ending 6/30/09. Based on the latest actuarial study as of June 30, 2019, PDMWD had a total actuarial accrued liability of $28.0 million, of which $16.4M has been funded. The Board approved a staff proposed plan to fund this obligation consistent with GASB No. 45. All funding is placed in a trust fund with CalPERS to meet GASB requirements. This leaves $11.6M as the unfunded actuarial accrued liability, which is being funded over a 30-year amortization period in accordance with GASB No. 45.

PADRE DAM MUNICIPAL WATER DISTRICT

Statement of Net Position

All District Operations

	Unaudited September 30, 2022		Unaudited June 30, 2022 Preliminary D		Change
ASSETS					
Current Assets					
Cash & Investments	$ 80,162,496		$ 101,378,077		$ (21,215,581)
Current Restricted Cash & Investments	743,172		743,172		-
Accounts Receivable	39,161,883		22,634,667		16,527,216
Other Current Assets	10,424,770		8,708,747		1,716,023
Total Current Assets	130,492,321	29.8%	133,464,663	30.4%	(2,972,342)
Restricted Assets					
Cash & Investments	12,082,847		12,137,038		(54,191)
Accrued Interest Receivable	25,503		25,503		-
Total Restricted Assets	12,108,350	2.8%	12,162,541	2.8%	(54,191)
Property, Plant and Equipment					
Property, Plant and Equipment	427,466,319		425,581,472		1,884,847
Work in Progress	12,710,922		10,026,404		2,684,518
Less: Accumulated Depreciation	(161,873,803)		(159,521,931)		(2,351,872)
Total Property, Plant and Equipment	278,303,438	63.6%	276,085,945	62.9%	2,217,493
Total Assets	420,904,109	96.1%	421,713,148	96.1%	(809,040)
DEFERRED OUTFLOWS OF RESOURCES					
Debt Issuance Costs & Deferred Amount on Refunding	1,313,555		1,313,555		-
Pension Annual Required Contribution	15,595,715		15,595,715		-
Total Deferred Outflows of Resources	16,909,270	3.9%	16,909,270	3.9%	-
LIABILITIES					
Current Liabilities	3,496,731		8,221,601		(4,724,870)
Long Term Debt	44,760,185		46,517,247		(1,757,062)
Other Noncurrent Liabilities	4,091,180		4,032,729		58,451
Pension Liability (Net)	43,728,109		43,728,109		-
Total Liabilities	96,076,205	22.7%	102,499,686	24.1%	(6,423,481)
DEFERRED INFLOWS OF RESOURCES					
Pension net Difference on Projected & Actual Earnings	13,963,831		13,963,831		-
Total Deferred Outflows of Resources	13,963,831	12.7%	13,963,831	12.0%	-
NET POSITION					
Investment in Capital Assets, net	232,742,297		228,767,742		3,974,555
Restricted	7,925,547		8,129,126		(203,578)
Unrestricted	87,105,499		85,262,035		1,843,464
Total Net Position	$ 327,773,343	77.3%	$ 322,158,902	75.9%	$ 5,614,440

PADRE DAM MUNICIPAL WATER DISTRICT
STATEMENT OF CASH FLOWS
FOR THREE MONTHS ENDING SEPTEMBER 30, 2022

	Potable Water	Recycled Water	Sewer	Park	Total Designated	Other: Restricted CEF/Other	Other: Restricted COP	Other: Non-Operating Other	Other: Non-Operating METRO	Grand Total
	Page 5B	Page 5C	Page 5D	Page 5E		Page 3				Page 5
Beginning Cash & Investments	$ 48,716,447	$ 18,809,244	$ 24,937,991	$ 8,175,514	$ 100,639,196	$ 12,866,234	$ 13,975	$ 0	$ 738,881	$ 114,258,286
Cash Provided (Used) from Operations:										
Change in Net Position	2,942,585	278,357	1,631,774	125,362	**4,978,078**	(148,272)	20	(455,813)	-	**4,374,013**
Add Back Depreciation	1,419,505	278,776	390,942	309,623	**2,398,846**	-	-	-	-	**2,398,846**
Change in Short Term Liabilities*	(3,062,614)	(448,970)	(1,213,287)	-	**(4,724,870)**	-	-	-	-	**(4,724,870)**
Change in Current Assets*	(11,825,086)	(1,733,520)	(4,684,633)	-	**(18,243,239)**	-	-	-	-	**(18,243,239)**
Change in Deferred Amount on Refunding (discount on debt)	-	-	-	-	**-**	-	-	-	-	**-**
Change in Debt Issuance Costs (COI on debt)	-	-	-	-	**-**	-	-	-	-	**-**
Change in Deferred Inflow/Outflow on Pension (Net)	-	-	-	-	**-**	-	-	-	-	**-**
Cash Provided (Used) from Operations	(10,525,610)	(1,625,356)	(3,875,203)	434,985	**(15,591,185)**	(148,272)	20	(455,813)	-	**(16,195,250)**
Cash Provided (Used) from Other Sources:										
Change in Long Term Borrowings:										
Notes Payable	(1,117,812)	(26,990)	-	(250,000)	**(1,394,802)**	(362,260)	-	-	-	**(1,757,062)**
Other Noncurrent Liabilities*	30,040	4,404	11,901	-	**46,345**	12,106	-	-	-	**58,451**
Contributed Capital	790,462	-	455,125	-	**1,245,587**	(5,160)	-	-	-	**1,240,427**
Transfers *	(295,454)	(43,313)	(117,047)	-	**(455,813)**	-	-	455,813	-	**(0)**
Transfers 2009 COP	-	-	-	-	**-**	-	-	-	-	**-**
Transfers 2010 Park Loan	-	-	-	-	**-**	-	-	-	-	**-**
Transfer Debt Service (2009 COP)	-	-	-	-	**-**	-	-	-	-	**-**
Transfers - Other (METRO)	-	-	-	-	**-**	-	-	-	-	**-**
Transfers - Other	(449,478)	-	-	-	**(449,478)**	449,478	-	-	-	**-**
Cash Provided (Used) from Other Sources	(1,042,241)	(65,899)	349,979	(250,000)	**(1,008,161)**	94,164	-	455,813	-	**(458,184)**
Total Cash Provided (Used)	**(11,567,850)**	**(1,691,255)**	**(3,525,225)**	**184,985**	**(16,599,346)**	**(54,108)**	**20**	**-**	**-**	**(16,653,434)**
Uses of Cash for Property Acquisition:										
Property, Plant & Equipment from CIP	40,572	-	17,388	-	**57,960**	-	-	-	-	**57,960**
Capitalized Contributed Capital	(790,462)	-	(455,125)	-	**(1,245,587)**	-	-	-	-	**(1,245,587)**
Capital Equipment Purchases *	(451,931)	(66,252)	(179,037)	-	**(697,220)**	-	-		-	**(697,220)**
Disposals*	-	-	-	-	**-**	-	-			**-**
Net Change in CIP	(1,201,821)	(66,252)	(616,774)	-	**(1,884,847)**	-	-	-	-	**(1,884,847)**
Change in Accumulated Depreciation due to disposals	(30,448)	(4,464)	(12,062)	-	**(46,973)**	-	-	-	-	**(46,973)**
CIP Capitalization	(40,572)	-	(17,388)	-	**(57,960)**	-	-	-	-	**(57,960)**
Construction in Progress	(2,425,239)	(13,227)	(129,369)	(58,620)	**(2,626,455)**	(103)	-	-	-	**(2,626,558)**
CIP expensed	-	-	-	-	**-**	-	-	-	-	**-**
Net Change in WIP	(2,465,811)	(13,227)	(146,757)	(58,620)	**(2,684,415)**	(103)	-	-	-	**(2,684,518)**
Uses of Cash for Property Acquisition	(3,698,080)	(83,942)	(775,593)	(58,620)	**(4,616,235)**	(103)	-	-	-	**(4,616,338)**
Total Uses of Cash	**(3,698,080)**	**(83,942)**	**(775,593)**	**(58,620)**	**(4,616,235)**	**(103)**	**-**	**-**	**-**	**(4,616,338)**
Park CS Fund Transfer	(1)	(0)	(0)	-	**(1)**	1	-	-	-	**(0)**
Net Change in Cash & Investments	(15,265,931)	(1,775,198)	(4,300,818)	126,365	**(21,215,582)**	(54,210)	20	-	-	**(21,269,772)**
Ending Cash & Investments	$ 33,450,517	$ 17,034,046	$ 20,637,173	$ 8,301,879	$ 79,423,615	$ 12,812,023	$ 13,995	$ 0	$ 738,881	$ 92,988,514

* Note: Allocation (of changes in receivables/payables/other assets) are based upon a constant percentage (overhead allocation percentage) applied throughout the fiscal year.

PADRE DAM MUNICIPAL WATER DISTRICT
STATEMENT OF OPERATIONS
FOR THREE MONTHS ENDING SEPTEMBER 30, 2022

	PRIOR YR	YEAR - TO - DATE				VARIANCE			
						BUDGET		PRIOR YR	
	ACTUALS	ACTUAL		BUDGET		Favor/(Unfavor)		Favor/(Unfavor)	
Income (Loss) from Operations:	$	$	%	$	%	$	%	$	%
Revenues:									
Water Sales	$ 10,913,144	$ 11,337,614	48.2	11,169,775	49.8	$ 167,839	1.5	$ 424,470	3.9
Infrastructure Access Charge	346,945	348,708	1.5	344,038	1.5	4,670	1.4	1,763	0.5
Energy Billings	483,204	487,704	2.1	583,240	2.6	(95,536)	(16.4)	4,500	0.9
CWA/Metro Credits	69,860	72,620	0.3	60,610	0.3	12,010	19.8	2,760	4.0
Padre Dam Sewer Processing Fee	317,254	-	-	-	-	-		(317,254)	(100.0)
Sewer Revenues	4,813,540	5,356,880	22.8	4,847,532	21.6	509,348	10.5	543,340	11.3
System Charges	3,217,086	3,391,819	14.4	3,216,923	14.3	174,896	5.4	174,733	5.4
Park Fees	1,862,695	1,956,313	8.3	1,971,837	8.8	(15,524)	(0.8)	93,618	5.0
Property taxes subvention	70,539	88,523	0.4	106,523	0.5	(18,000)	(16.9)	17,984	25.5
Other Revenues	271,466	475,262	2.0	126,783	0.6	348,479	274.9	203,796	75.1
Total Operating Revenues	**22,365,733**	**23,515,443**	**100.0**	**22,427,261**	**100.0**	**1,088,182**	**4.9**	**1,149,710**	**5.1**
Direct Costs:									
Water Purchases	5,022,345	5,281,832	22.5	5,206,648	23.2	(75,184)	(1.4)	(259,487)	(5.2)
Infrastructure Access Charge	342,804	344,052	1.5	344,052	1.5	-	-	(1,248)	(0.4)
Energy Purchases	433,519	511,935	2.2	583,240	2.6	71,305	12.2	(78,416)	(18.1)
Sewer METRO Costs	1,094,328	1,230,608	5.2	1,196,928	5.3	(33,680)	(2.8)	(136,280)	(12.5)
Padre Sewer Treatment	317,254	-	-	-	-	-		317,254	100.0
Fish Stock/Propane	53,551	89,949	0.4	57,300	0.3	(32,649)	(57.0)	(36,398)	(68.0)
Total Direct Costs	**7,263,801**	**7,458,376**	**31.7**	**7,388,167**	**32.9**	**(70,208)**	**(1.0)**	**(194,575)**	**(2.7)**
Revenues Available for Operating Expenses	**15,101,932**	**16,057,067**	**68.3**	**15,039,094**	**67.1**	**1,017,973**	**6.8**	**955,135**	**6.3**
Operating Expenses:									
Salary & Wages	3,050,507	3,377,526	14.4	3,787,585	16.9	410,059	10.8	(327,019)	(10.7)
Employee Benefits	2,382,034	2,504,835	10.7	2,621,683	11.7	116,848	4.5	(122,801)	(5.2)
Professional Services	683,846	607,865	2.6	1,412,149	6.3	804,284	57.0	75,981	11.1
Materials, Supplies, Vehicle & Building	1,598,221	1,113,632	4.7	2,091,334	9.3	977,702	46.8	484,589	30.3
Administrative Expenses	672,790	764,660	3.3	1,097,846	4.9	333,186	30.3	(91,870)	(13.7)
Utilities	564,427	657,598	2.8	558,780	2.5	(98,818)	(17.7)	(93,171)	(16.5)
Billing Credits	(443,543)	(543,632)	(2.3)	(712,500)	(3.2)	(168,868)	(23.7)	100,089	22.6
Subtotal	8,508,282	8,482,484	36.1	10,856,878	48.4	2,374,394	21.9	25,798	0.3
Depreciation/Amort	2,384,601	2,398,846	10.2	2,398,975	10.7	129	0.0	(14,245)	(0.6)
Total Operating Expenses	**10,892,883**	**10,881,330**	**46.3**	**13,255,853**	**59.1**	**2,374,523**	**17.9**	**11,553**	**0.1**
Income (Loss) from Operations	**4,209,049**	**5,175,737**	**22.0**	**1,783,240**	**8.0**	**3,392,497**	**190.2**	**966,688**	**23.0**
Non Operating Activity									
Interest Expense	(473,581)	(440,373)	(1.9)	(427,988)	(1.9)	(12,385)	(2.9)	33,208	7.0
Interest Income (Non CEF)	126,114	148,653	0.6	127,190	0.6	21,463	16.9	22,539	17.9
Interest Income (CEF/Restricted)	22,432	26,253	0.1	-	-	26,253		3,821	17.0
Gain/Loss on Sale of Fixed Assets	71,259	-	-	-	-	-	n/a	(71,259)	(100.0)
Gain/Loss on Investments	(93,252)	(536,251)	(2.3)	-	-	(536,251)	n/a	(442,999)	(475.1)
Other Income/(Expense)	-	-	-	-		-	n/a	-	#DIV/0!
Total Non Operating Income (Expenses)	**(347,028)**	**(801,718)**	**(3.4)**	**(300,798)**	**(1.3)**	**(500,920)**	**(166.5)**	**(454,690)**	**(131.0)**
Change in Net Position	**$ 3,862,021**	**$ 4,374,019**	**18.6**	**$ 1,482,442**	**6.6**	**$ 2,891,577**	**195.1**	**$ 511,998**	**13.3**

DESIGNATED CASH & INVESTMENTS	Prior Yr	Current Yr	Rate Stabilization	Capital Replacement	Major CIP Reserve
Balance 07/01	**99,986,471**	**100,639,201**	**44,924,913**	**19,904,365**	**35,809,923**
Audit Rebalancing		-	-	-	-
Change in Net Position	3,961,111	4,978,078			
Add Back Depreciation/Amort	2,384,601	2,398,846			
Changes in Payables/Receivables, Other	(7,894,752)	(22,921,764)			
Cash Generated from Operations	(1,549,040)	(15,544,840)	(15,544,840)	-	-
CIP/Capital Equip	(2,883,450)	(4,616,235)		(4,616,235)	-
Debt Principal	(2,370,420)	(1,394,802)		(1,394,802)	-
Transfers to CRF fm Rate Stab	-	-	-	-	-
Interest Income Transfer	-	-	(87,257)	87,257	-
Cash Used for Property Acquisition & Debt	(5,253,870)	(6,011,037)	(87,257)	(5,923,779)	-
Financing/Contrib Capital/Other Transfers	(6,235)	340,295	(14,359)	354,654	-
Net Change in Cash & Investments	**(6,809,145)**	**(21,215,582)**	**(15,646,456)**	**(5,569,126)**	**-**
Balance 09/30	**93,177,327**	**79,423,619**	**29,278,457**	**14,335,239**	**35,809,923**

Board Minimum Fund Targets:	**63,491,248**	**17,291,150**	**16,205,202**	***29,994,896***
Board Maximum Fund Targets:	**116,755,848**	**33,205,565**	**26,755,387**	***56,794,896***

PADRE DAM MUNICIPAL WATER DISTRICT

Monthly Financial Statements

FOR THREE MONTHS ENDING SEPTEMBER 30, 2022

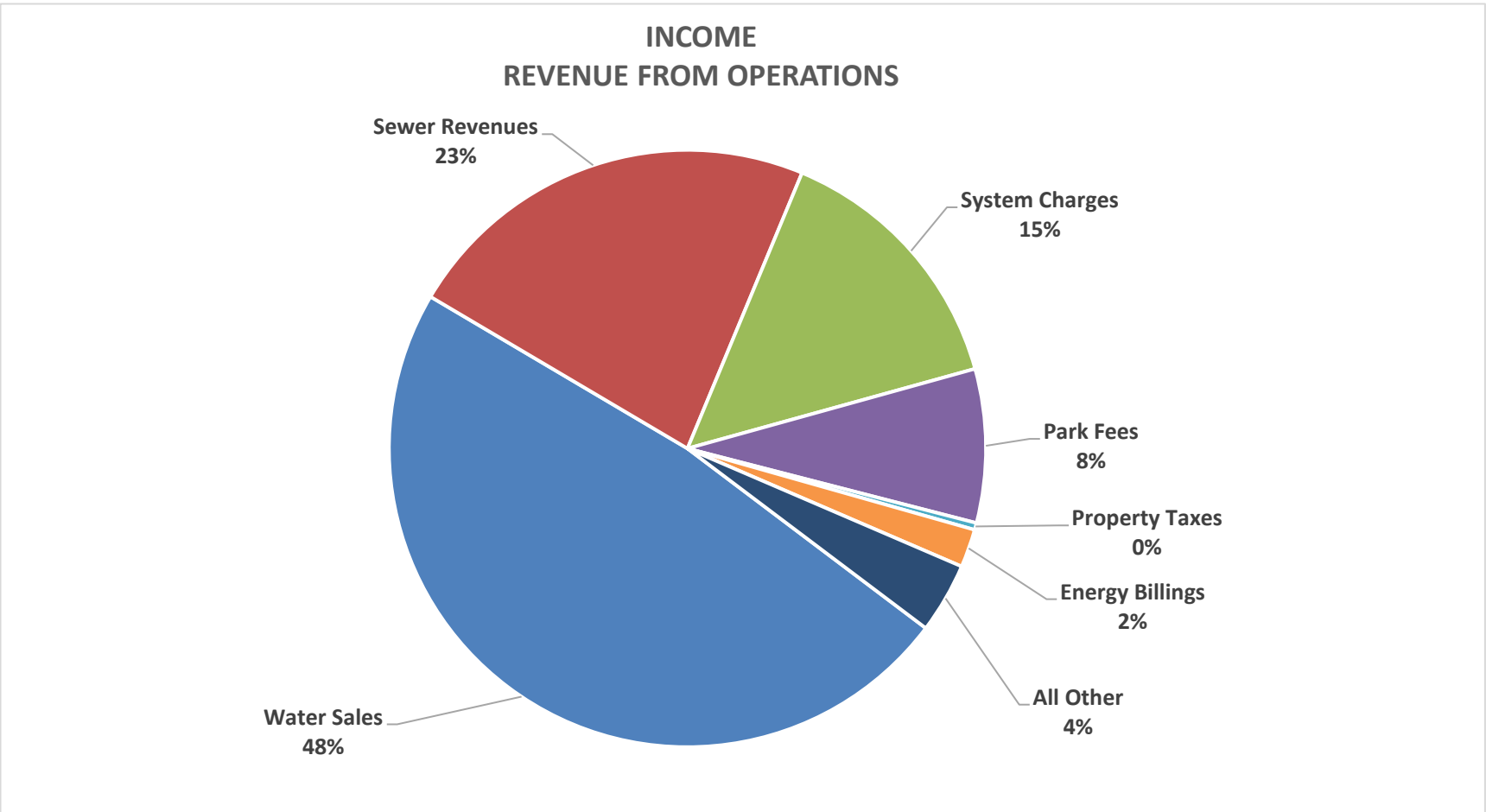

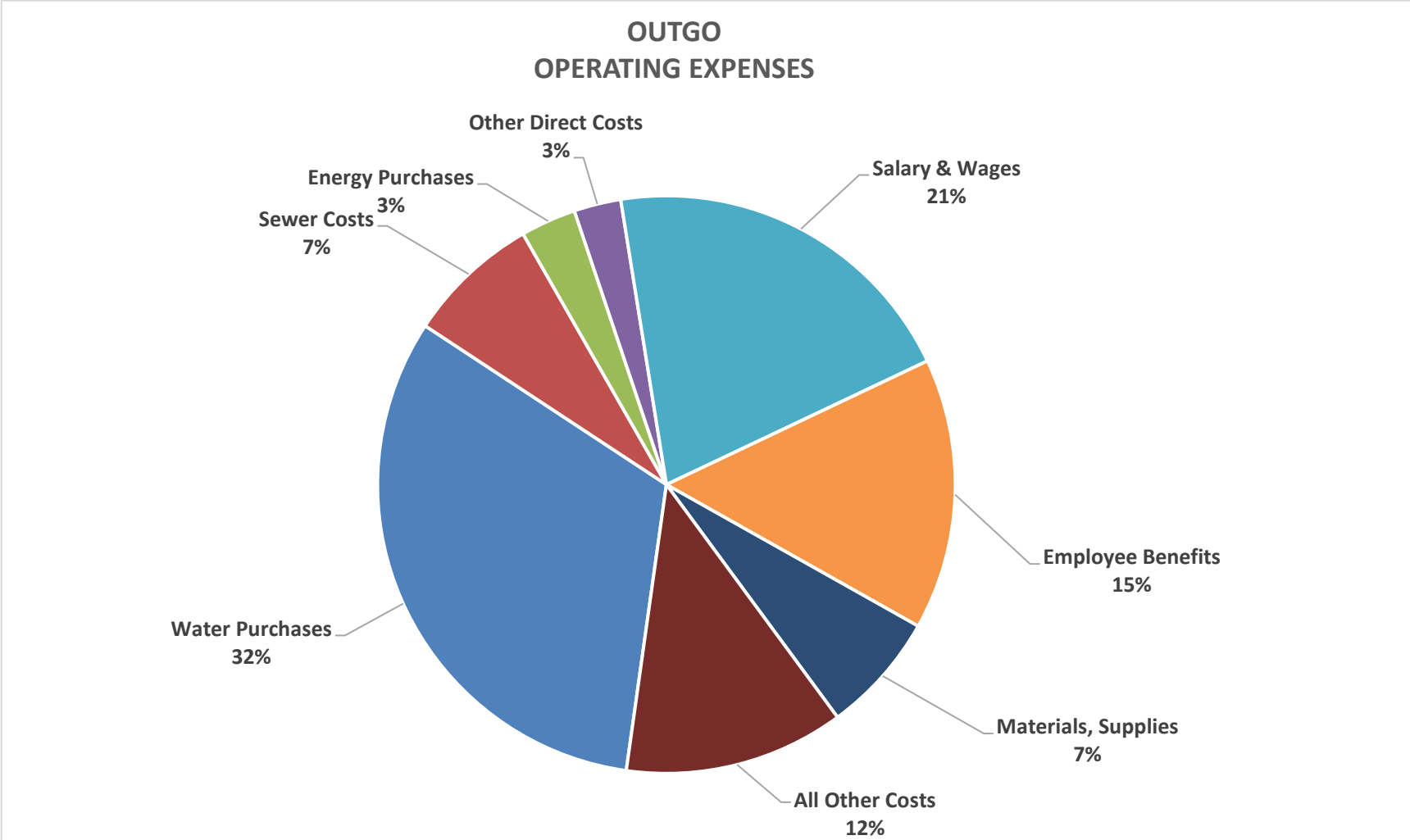

PADRE DAM MUNICIPAL WATER DISTRICT
STATEMENT OF OPERATIONS
FOR THREE MONTHS ENDING SEPTEMBER 30, 2022

POTABLE WATER

	PRIOR YR ACTUALS	YEAR - TO - DATE ACTUAL		YEAR - TO - DATE BUDGET		VARIANCE BUDGET Favor/(Unfavor)		VARIANCE PRIOR YR Favor/(Unfavor)	
Income (Loss) from Operations:	$	$	%	$	%	$	%	$	%
Revenues:									
Water Sales	$ 9,928,278	$ 10,201,325	68.5	10,108,133	70.1	$ 93,192	0.9	$ 273,047	2.8
Infrastructure Access Charge	346,945	348,708	2.3	344,038	2.4	4,670	1.4	1,763	0.5
Energy Billings	483,204	487,704	3.3	583,240	4.0	(95,536)	(16.4)	4,500	0.9
CWA/ Metro Credits	-	-	-	-	-	-		-	-
Padre Dam Sewer Processing Fee	-	-	-	-	-	-		-	-
Sewer Revenues	-	-	-	-	-	-		-	-
System Charges	3,149,100	3,320,382	22.3	3,146,070	21.8	174,312	5.5	171,282	5.4
Park Fees	-	-	-	-	-	-		-	-
Property taxes subvention	70,539	88,523	0.6	106,523	0.7	(18,000)	(16.9)	17,984	25.5
Other Revenues	258,087	439,694	3.0	124,998	0.9	314,696	251.8	181,607	70.4
Total Operating Revenues	**14,236,153**	**14,886,336**	**100.0**	**14,413,002**	**100.0**	**473,334**	**3.3**	**650,183**	**4.6**
Direct Costs:									
Water Purchases	5,022,345	5,281,832	35.5	5,206,648	36.1	(75,184)	(1.4)	(259,487)	(5.2)
Infrastructure Access Charge	342,804	344,052	2.3	344,052	2.4	-	-	(1,248)	(0.4)
Energy Purchases	433,519	511,935	3.4	583,240	4.0	71,305	12.2	(78,416)	(18.1)
Sewer METRO Costs	-	-	-	-	-	-		-	-
Padre Sewer Treatment	-	-	-	-	-	-		-	-
Fish Stock/Propane	-	-	-	-	-	-		-	-
	5,798,668	**6,137,819**	**41.2**	**6,133,939**	**42.6**	**(3,880)**	**(0.1)**	**(339,151)**	**(5.8)**
Revenues Available for Operating Expenses	**8,437,485**	**8,748,517**	**58.8**	**8,279,063**	**57.4**	**469,454**	**5.7**	**311,032**	**3.7**
Operating Expenses:									
Salary & Wages	1,712,257	1,825,236	12.3	1,894,348	13.1	69,112	3.6	(112,980)	(6.6)
Employee Benefits	1,338,856	1,342,676	9.0	1,322,419	9.2	(20,257)	(1.5)	(3,820)	(0.3)
Professional Services	393,166	316,685	2.1	745,576	5.2	428,892	57.5	76,482	19.5
Materials, Supplies, Vehicle & Building	715,326	514,426	3.5	1,111,773	7.7	597,347	53.7	200,900	28.1
Administrative Expenses	415,529	402,482	2.7	527,464	3.7	124,982	23.7	13,047	3.1
Utilities	42,190	101,882	0.7	96,560	0.7	(5,322)	(5.5)	(59,692)	(141.5)
Billing Credits	(361,232)	(325,875)	(2.2)	(516,987)	(3.6)	(191,112)	(37.0)	(35,357)	(9.8)
Subtotal	4,256,092	4,177,512	28.1	5,181,154	35.9	1,003,642	19.4	78,580	1.8
Depreciation/Amort	1,409,869	1,419,505	9.5	1,518,645	10.5	99,140	6.5	(9,636)	(0.7)
Total Operating Expenses	**5,665,961**	**5,597,017**	**37.6**	**6,699,799**	**46.5**	**1,102,782**	**16.5**	**68,945**	**1.2**
Income (Loss) from Operations	**2,771,524**	**3,151,500**	**21.2**	**1,579,264**	**11.0**	**1,572,236**	**99.6**	**379,977**	**13.7**
Non Operating Activity									
Interest Expense	(279,874)	(259,910)	(1.7)	(251,248)	(1.7)	(8,662)	(3.4)	19,964	7.1
Interest Income	43,262	50,994	0.3	57,837	0.4	(6,843)	(11.8)	7,732	17.9
Gain/Loss on Sale of Fixed Assets	-	-	-	-	-	-		-	-
Other Income/(Expense)	-	-	-	-	-	-		-	#DIV/0!
Total Non Operating Income (Expenses)	**(236,612)**	**(208,916)**	**(1.4)**	**(193,411)**	**(1.3)**	**(15,505)**	**(8.0)**	**27,696**	**11.7**
Change in Net Position	**$ 2,534,912**	**$ 2,942,585**	**19.8**	**$ 1,385,853**	**9.6**	**$ 1,556,732**	**112.3**	**$ 407,673**	**16.1**

POTABLE WATER CASH & INVESTMENTS	Prior Yr	Current Yr	Rate Stabilization	Capital Replacement	Major CIP Reserve
Balance 07/01	**51,159,439**	**48,716,450**	**27,879,401**	**5,450,356**	**15,386,693**
Audit Rebalancing		-			
Change in Net Position	2,534,912	2,942,585			
Add Back Depreciation/Amort	1,409,869	1,419,505			
Changes in Payables/Receivables, Other	(4,463,634)	(14,857,659)			
Cash Generated from Operations	(518,853)	(10,495,569)	(10,495,569)	-	-
CIP/Capital Equip	(2,583,144)	(3,698,080)		(3,698,080)	-
Debt Principal	(1,882,467)	(1,117,812)		(1,117,812)	-
Transfers to CRF fm Rate Stab	-	-	-	-	-
Interest Income Transfer	-	-	(30,087)	30,087	-
Cash Used for Property Acquisition & Debt	(4,465,611)	(4,815,891)	(30,087)	(4,785,804)	-
Financing/Contrib Capital/Other Transfers	(5,189)	45,530	(14,359)	59,889	-
Net Change in Cash & Investments	**(4,989,654)**	**(15,265,931)**	**(10,540,015)**	**(4,725,916)**	**-**
Balance 09/30	**46,169,786**	**33,450,519**	**17,339,386**	**724,440**	**15,386,693**

Board Minimum Fund Targets:	**33,851,136**	**8,996,162**	**8,132,750**	***16,722,224***
Board Maximum Fund Targets:	**66,383,298**	**16,881,800**	**14,779,274**	***34,722,224***

PADRE DAM MUNICIPAL WATER DISTRICT
POTABLE WATER SALES IN ACRE FEET - COMBINED WESTERN & EASTERN
FOR THE THREE MONTHS ENDING SEPTEMBER 30, 2022

	Western			Eastern			Total			Combined
	Actual	Budget	Variance	Actual	Budget	Variance	Actual	Budget	Variance	Percent
July										
Tier 1	368	364	4	222	175	47	590	539	51	9.5%
Tier 2	90	113	(23)	95	162	(67)	185	275	(90)	-32.7%
Tier 3	22	5	17	62	30	32	84	35	49	140.3%
Non-tiered	132	146	(15)	85	90	(5)	217	236	(19)	-8.2%
July Totals	**612**	**628**	**(16)**	**465**	**457**	**7**	**1,076**	**1,085**	**(9)**	**-0.8%**
August										
Tier 1	294	286	8	185	149	36	479	435	44	10.1%
Tier 2	70	94	(24)	80	131	(51)	149	225	(76)	-33.6%
Tier 3	18	4	14	53	20	33	71	24	47	193.2%
Non-tiered	109	130	(21)	72	74	(2)	181	204	(23)	-11.3%
August Totals	**490**	**514**	**(24)**	**390**	**374**	**16**	**880**	**888**	**(8)**	**-0.9%**
September										
Tier 1	381	359	21	222	171	51	602	530	72	13.5%
Tier 2	92	115	(23)	92	151	(59)	184	266	(82)	-30.7%
Tier 3	21	5	16	55	26	29	76	31	45	146.6%
Non-tiered	144	152	(8)	88	82	6	232	234	(2)	-0.7%
September Totals	**638**	**631**	**7**	**457**	**430**	**27**	**1,095**	**1,061**	**34**	**3.2%**
Current Year-to-date Totals										
Tier 1	**1,043**	**1,010**	**33**	**629**	**495**	**134**	**1,672**	**1,505**	**167**	**11.1%**
Tier 2	**252**	**322**	**(70)**	**267**	**445**	**(177)**	**519**	**766**	**(247)**	**-32.3%**
Tier 3	**61**	**14**	**47**	**170**	**76**	**94**	**231**	**90**	**141**	**156.7%**
Non-tiered	**385**	**428**	**(43)**	**245**	**246**	**(1)**	**630**	**674**	**(44)**	**-6.5%**
Grand Totals	**1,740**	**1,773**	**(33)**	**1,311**	**1,262**	**50**	**3,052**	**3,035**	**17**	**0.6%**
Prior Year to Date Totals										
Tier 1	**1,050**	**888**	**163**	**624**	**436**	**189**	**1,674**	**1,323**	**351**	**26.5%**
Tier 2	**281**	**283**	**(2)**	**273**	**390**	**(117)**	**555**	**674**	**(119)**	**-17.7%**
Tier 3	**68**	**12**	**56**	**169**	**66**	**103**	**237**	**79**	**159**	**202.0%**
Non-tiered	**420**	**378**	**42**	**202**	**216**	**(14)**	**622**	**594**	**28**	**4.7%**
Grand Totals	**1,819**	**1,561**	**258**	**1,269**	**1,108**	**161**	**3,088**	**2,669**	**419**	**15.7%**

PADRE DAM MUNICIPAL WATER DISTRICT
POTABLE WATER SALES GRAPH
ACTUAL TO BUDGET COMPARISON - UNITS IN ACRE FEET
FOR THE THREE MONTHS ENDING SEPTEMBER 30, 2022

	JUL	AUG	SEP	OCT	NOV	DEC	JAN	FEB	MAR	APR	MAY	JUN	TOTALS
Actual	1,076	880	1,095										3,052
Budget	1,085	888	1,061										3,035
Variance	(9)	(8)	34	-	-	-	-	-	-	-	-	-	17
% Variance	-0.8%	-0.9%	3.2%	0.0%	0.0%	0.0%	0.0%	0.0%	0.0%	0.0%	0.0%	0.0%	0.6%
Prior Year	1,104	904	1,080										3,088

PADRE DAM MUNICIPAL WATER DISTRICT
POTABLE WATER SALES GRAPH
CUMULATIVE ACTUAL TO BUDGET COMPARISON - UNITS IN ACRE FEET
FOR THE THREE MONTHS ENDING SEPTEMBER 30, 2022

	JUL	AUG	SEP	OCT	NOV	DEC	JAN	FEB	MAR	APR	MAY	JUN
Cumulative Actual	1,076	1,957	3,052									
Cumulative Budget	1,085	1,974	3,035									
Cumulative Act v Bud YTD	(9)	(17)	17	-	-	-	-	-	-	-	-	-
Cumulative % Variance	-0.8%	-0.9%	0.6%	0.0%	0.0%	0.0%	0.0%	0.0%	0.0%	0.0%	0.0%	0.0%
Prior Year Cumulative Actual	1,104	2,008	3,088									
Cumulative % Variance YTD PY	-2.5%	-2.6%	-1.2%	0.0%	0.0%	0.0%	0.0%	0.0%	0.0%	0.0%	0.0%	0.0%

PADRE DAM MUNICIPAL WATER DISTRICT
STATEMENT OF OPERATIONS
FOR THREE MONTHS ENDING SEPTEMBER 30, 2022

RECYCLED WATER

	PRIOR YR	YEAR - TO - DATE				VARIANCE			
						BUDGET		PRIOR YR	
	ACTUALS	ACTUAL		BUDGET		Favor/(Unfavor)		Favor/(Unfavor)	
Income (Loss) from Operations:	$	$	%	$	%	$	%	$	%
Revenues:									
Water Sales	$ 984,866	$ 1,136,289	88.7	$ 1,061,642	89.0	$ 74,647	7.0	$ 151,423	15.4
Infrastructure Access Charge	-	-	-	-	-	-		-	-
Energy Billings	-	-	-	-	-	-		-	-
CWA/Metro Credits	69,860	72,620	5.7	60,610	5.1	12,010	19.8	2,760	4.0
Padre Dam Sewer Processing Fee	317,254	-	-	-	-	-		(317,254)	(100.0)
Sewer Revenues	-	-	-	-	-	-		-	-
System Charges	67,986	71,437	5.6	70,853	5.9	584	0.8	3,451	5.1
Park Fees	-	-	-	-	-	-		-	-
Property taxes subvention	-	-	-	-	-	-		-	-
Other Revenues	-	-	-	-	-	-		-	#DIV/0!
Total Operating Revenues	**1,439,966**	**1,280,346**	**100.0**	**1,193,105**	**100.0**	**87,241**	**7.3**	**(159,620)**	**(11.1)**
Direct Costs:									
Water Purchases	-	-	-	-	-	-		-	-
Infrastructure Access Charge	-	-	-	-	-	-		-	-
Energy Purchases	-	-	-	-	-	-		-	-
Sewer METRO Costs	-	-	-	-	-	-		-	-
Padre Sewer Treatment	-	-	-	-	-	-		-	-
Fish Stock/Propane	-	-	-	-	-	-		-	-
Total Direct Costs	-	-	-	-	-	-		-	-
Revenues Available for Operating Expenses	**1,439,966**	**1,280,346**	**100.0**	**1,193,105**	**100.0**	**87,241**	**7.3**	**(159,620)**	**(11.1)**
Operating Expenses:									
Salary & Wages	244,217	267,448	20.9	323,396	27.1	55,948	17.3	(23,231)	(9.5)
Employee Benefits	184,371	209,349	16.4	226,315	19.0	16,966	7.5	(24,978)	(13.5)
Professional Services	27,228	44,838	3.5	115,803	9.7	70,965	61.3	(17,611)	(64.7)
Materials, Supplies, Vehicle & Building	87,167	101,681	7.9	181,279	15.2	79,598	43.9	(14,514)	(16.7)
Administrative Expenses	43,737	91,705	7.2	137,583	11.5	45,878	33.3	(47,968)	(109.7)
Utilities	76,016	61,205	4.8	51,497	4.3	(9,708)	(18.9)	14,811	19.5
Billing Credits	(80,667)	(33,208)	(2.6)	(56,751)	(4.8)	(23,543)	(41.5)	(47,460)	(58.8)
Subtotal	582,069	743,019	58.0	979,122	82.1	236,103	24.1	(160,950)	(27.7)
Depreciation/Amort	276,641	278,776	21.8	259,198	21.7	(19,578)	(7.6)	(2,136)	(0.8)
Total Operating Expenses	**858,709**	**1,021,795**	**79.8**	**1,238,320**	**103.8**	**216,525**	**17.5**	**(163,086)**	**(19.0)**
Income (Loss) from Operations	**581,257**	**258,551**	**20.2**	**(45,215)**	**(3.8)**	**303,766**	**671.8**	**(322,706)**	**(55.5)**
Non Operating Activity									
Interest Expense	(8,344)	(7,749)	(0.6)	(7,870)	(0.7)	121	1.5	595	7.1
Interest Income	23,378	27,556	2.2	22,214	1.9	5,342	24.0	4,178	17.9
Gain/Loss on Sale of Fixed Assets	-	-	-	-	-	-		-	
Other Income/(Expense)	-	-	-	-	-	-		-	
Total Non Operating Income (Expenses)	**15,033**	**19,807**	**1.5**	**14,344**	**1.2**	**5,462**	**38.1**	**4,773**	**31.8**
Change in Net Position	**$ 596,290**	**$ 278,357**	**21.7**	**$ (30,871)**	**(2.6)**	**$ 309,228**	**1,001.7**	**$ (317,933)**	**(53.3)**

RECYCLED CASH & INVESTMENTS	Prior Yr	Current Yr	Rate Stabilization	Capital Replacement	Major CIP Reserve
Balance 07/01	**18,524,738**	**18,809,244**	**2,237,784**	**4,673,742**	**11,897,718**
Audit Rebalancing		-			
Change in Net Position	596,290	278,357			
Add Back Depreciation/Amort	276,641	278,776			
Changes in Payables/Receivables, Other	(982,601)	(2,178,086)			
Cash Generated from Operations	(109,670)	(1,620,953)	(1,620,953)	-	-
CIP/Capital Equip	(62,764)	(83,942)		(83,942)	-
Debt Principal	(143,293)	(26,990)		(26,990)	-
Transfers to CRF fm Rate Stab	-	-	-	-	-
Interest Income Transfer	-	-	(20,116)	20,116	-
Cash Used for Property Acquisition & Debt	(206,058)	(110,932)	(20,116)	(90,817)	-
Financing/Contrib Capital/Other Transfers	1,010	(43,313)	-	(43,313)	-
Net Change in Cash & Investments	**(314,717)**	**(1,775,198)**	**(1,641,068)**	**(134,129)**	**-**
Balance 09/30	**18,210,020**	**17,034,047**	**596,716**	**4,539,613**	**11,897,718**

Board Minimum Fund Targets:	**8,344,755**	**1,238,660**	**3,932,527**	***3,173,568***
Board Maximum Fund Targets:	**11,716,195**	**2,449,112**	**4,293,515**	***4,973,568***

PADRE DAM MUNICIPAL WATER DISTRICT
WATER RECYCLING SALES & PARK ACRE FEET
FOR THE THREE MONTHS ENDING SEPTEMBER 30, 2022

Month	Prior Year	Current Year				Non-Billable
	2021/22 Actual	Actual	Budget	Variance	% Variance	Park [1]
July	123.7	130.6	107.1	23.5	22.0%	13.1
August	104.1	103.1	93.1	10.0	10.7%	11.4
September	121.5	129.4	111.4	18.0	16.1%	12.6
October	94.5		104.2	(104.2)	-100.0%	-
November	56.7		75.3	(75.3)	-100.0%	-
December	67.6		59.3	(59.3)	-100.0%	-
January	35.1		40.2	(40.2)	-100.0%	-
February	31.6		32.1	(32.1)	-100.0%	-
March	45.1		39.1	(39.1)	-100.0%	-
April	56.1		41.8	(41.8)	-100.0%	-
May	79.8		64.5	(64.5)	-100.0%	-
June	98.6		86.8	(86.8)	-100.0%	-
Year-to-date	**349.3**	**363.1**	**311.6**	**51.5**	**16.5%**	**37.1**
Annual Totals [3]	**914.4**	**906.5**	**855.0**	**51.5**	**6.0%**	**(27.9)** [2]

(1) Non-billable sales to the Park in excess of 65 acre-feet are eligible for MWD/CWA credits.
(2) Amount over/(under) the 65 AF threshold.
(3) Annual fiscal year threshold for paid incentives is 850 AF, volumes in excess are noncredited with reset in July.

PADRE DAM MUNICIPAL WATER DISTRICT

STATEMENT OF OPERATIONS

FOR THREE MONTHS ENDING SEPTEMBER 30, 2022

SEWER

	PRIOR YR ACTUALS	YEAR - TO - DATE ACTUAL		YEAR - TO - DATE BUDGET		VARIANCE BUDGET Favor/(Unfavor)		VARIANCE PRIOR YR Favor/(Unfavor)	
Income (Loss) from Operations:	$	$	%	$	%	$	%	$	%
Revenues:									
Water Sales	$ -	$ -	-	$ -	-	$ -		$ -	-
Infrastructure Access Charge	-	-	-	-	-	-		-	-
Energy Billings	-	-	-	-	-	-		-	-
CWA/ Metro Credits	-	-	-	-	-	-		-	-
Padre Dam Sewer Processing Fee	-	-	-	-	-	-		-	-
Sewer Revenues	4,813,540	5,356,880	99.9	4,847,532	100.0	509,348	10.5	543,340	11.3
System Charges	-	-	-	-	-	-		-	-
Park Fees	-	-	-	-	-	-		-	-
Property taxes subvention	-	-	-	-	-	-		-	-
Other Revenues	982	2,773	0.1	1,785	0.0	988	55.4	1,791	182.4
Total Operating Revenues	**4,814,522**	**5,359,653**	**100.0**	**4,849,317**	**100.0**	**510,336**	**10.5**	**545,131**	**11.3**
Direct Costs:									
Water Purchases	-	-	-	-	-	-		-	-
Infrastructure Access Charge	-	-	-	-	-	-		-	-
Energy Purchases	-	-	-	-	-	-		-	-
Sewer METRO Costs	1,094,328	1,230,608	23.0	1,196,928	24.7	(33,680)	(2.8)	(136,280)	(12.5)
Padre Sewer Treatment	317,254	-	-	-	-	-		317,254	100.0
Fish Stock/Propane	-	-	-	-	-	-		-	-
Total Direct Costs	**1,411,582**	**1,230,608**	**23.0**	**1,196,928**	**24.7**	**(33,680)**	**(2.8)**	**180,974**	**12.8**
Revenues Available for Operating Expenses	**3,402,940**	**4,129,045**	**77.0**	**3,652,389**	**75.3**	**476,656**	**13.1**	**726,105**	**21.3**
Operating Expenses:									
Salary & Wages	778,323	880,801	16.4	1,097,206	22.6	216,405	19.7	(102,477)	(13.2)
Employee Benefits	640,972	675,022	12.6	786,601	16.2	111,578	14.2	(34,051)	(5.3)
Professional Services	163,834	131,680	2.5	381,779	7.9	250,098	65.5	32,154	19.6
Materials, Supplies, Vehicle & Building	464,468	262,359	4.9	501,862	10.3	239,504	47.7	202,109	43.5
Administrative Expenses	181,158	211,514	3.9	350,208	7.2	138,694	39.6	(30,356)	(16.8)
Utilities	192,698	193,685	3.6	155,631	3.2	(38,054)	(24.5)	(987)	(0.5)
Billing Credits	(1,644)	(184,550)	(3.4)	(138,637)	(2.9)	45,912	(33.1)	182,906	11,125.5
Subtotal	2,419,808	2,170,511	40.5	3,134,648	64.6	964,137	30.8	249,297	10.3
Depreciation/Amort	381,794	390,942	7.3	324,466	6.7	(66,475)	(20.5)	(9,148)	(2.4)
Total Operating Expenses	**2,801,602**	**2,561,453**	**47.8**	**3,459,115**	**71.3**	**897,662**	**26.0**	**240,149**	**8.6**
Income (Loss) from Operations	**601,338**	**1,567,592**	**29.2**	**193,274**	**4.0**	**1,374,317**	**711.1**	**966,254**	**160.7**
Non Operating Activity									
Interest Expense	-	-	-	-	-	-		-	
Interest Income	54,450	64,182	1.2	35,367	0.7	28,815	81.5	9,732	17.9
Gain/Loss on Sale of Fixed Assets	-	-	-	-	-	-		-	
Other Income/(Expense)	-	-	-	-	-	-		-	
Total Non Operating Income (Expenses)	**54,450**	**64,182**	**1.2**	**35,367**	**0.7**	**28,815**	**81.5**	**9,732**	**17.9**
Change in Net Position	**$ 655,788**	**$ 1,631,774**	**30.4**	**$ 228,641**	**4.7**	**$ 1,403,133**	**613.7**	**$ 975,985**	**148.8**

SEWER CASH & INVESTMENTS	Prior Yr	Current Yr	Rate Stabilization	Capital Replacement	Major CIP Reserve
Balance 07/01	**25,465,881**	**24,937,993**	**9,979,171**	**6,433,310**	**8,525,512**
Audit Rebalancing		-			
Change in Net Position	655,788	1,631,774			
Add Back Depreciation/Amort	381,794	390,942			
Changes in Payables/Receivables, Other	(2,198,517)	(5,886,018)			
Cash Generated from Operations	(1,160,935)	(3,863,303)	(3,863,303)	-	-
CIP/Capital Equip	(200,014)	(775,593)		(775,593)	-
Debt Principal	-	-		-	-
Transfers to CRF fm Rate Stab	-	-	-	-	-
Interest Income Transfer	-	-	(32,733)	32,733	-
Cash Used for Property Acquisition & Debt	(200,014)	(775,593)	(32,733)	(742,860)	-
Financing/Contrib Capital/Other Transfers	(2,056)	338,078	-	338,078	-
Net Change in Cash & Investments	**(1,363,004)**	**(4,300,818)**	**(3,896,035)**	**(404,783)**	**-**
Balance 09/30	**24,102,877**	**20,637,175**	**6,083,135**	**6,028,528**	**8,525,512**

Board Minimum Fund Targets:	**17,155,343**	**4,318,566**	**2,737,673**	***10,099,104***
Board Maximum Fund Targets:	**31,211,582**	**8,637,132**	**5,475,346**	***17,099,104***

PADRE DAM MUNICIPAL WATER DISTRICT
STATEMENT OF OPERATIONS
FOR THREE MONTHS ENDING SEPTEMBER 30, 2022

PARK

	PRIOR YR	YEAR - TO - DATE				VARIANCE			
						BUDGET		PRIOR YR	
	ACTUALS	ACTUAL		BUDGET		Favor/(Unfavor)		Favor/(Unfavor)	
Income (Loss) from Operations:	$	$	%	$	%	$	%	$	%
Revenues:									
Water Sales	$ -	$ -	-	$ -	-	$ -		$ -	-
Infrastructure Access Charge	-	-	-	-	-	-		-	-
Energy Billings	-	-	-	-	-	-		-	-
CWA/ Metro Credits	-	-	-	-	-	-		-	-
Padre Dam Sewer Processing Fee	-	-	-	-	-	-		-	-
Sewer Revenues	-	-	-	-	-	-		-	-
System Charges	-	-	-	-	-	-		-	-
Park Fees	1,862,695	1,956,313	98.4	1,971,837	100.0	(15,524)	(0.8)	93,618	5.0
Property taxes subvention	-	-	-	-	-	-		-	-
Other Revenues	12,397	32,795	1.6	-	-	32,795		20,398	164.5
Total Operating Revenues	**1,875,092**	**1,989,108**	**100.0**	**1,971,837**	**100.0**	**17,271**	**0.9**	**114,016**	**6.1**
Direct Costs:									
Water Purchases	-	-	-	-	-	-		-	-
Infrastructure Access Charge	-	-	-	-	-	-		-	-
Energy Purchases	-	-	-	-	-	-		-	-
Sewer METRO Costs	-	-	-	-	-	-		-	-
Padre Sewer Treatment	-	-	-	-	-	-		-	-
Fish Stock/Propane/Etc	53,551	89,949	4.5	57,300	2.9	(32,649)	(57.0)	(36,398)	(68.0)
Total Direct Costs	**53,551**	**89,949**	**4.5**	**57,300**	**2.9**	**(32,649)**	**(57.0)**	**(36,398)**	**(68.0)**
Revenues Available for Operating Expenses	**1,821,541**	**1,899,159**	**95.5**	**1,914,537**	**97.1**	**(15,378)**	**(0.8)**	**77,618**	**4.3**
Operating Expenses:									
Salary & Wages	315,710	404,041	20.3	472,637	24.0	68,596	14.5	(88,331)	(28.0)
Employee Benefits	217,835	277,788	14.0	286,348	14.5	8,560	3.0	(59,953)	(27.5)
Professional Services	99,618	114,661	5.8	168,991	8.6	54,330	32.1	(15,043)	(15.1)
Materials, Supplies, Vehicle & Building	331,260	235,166	11.8	296,419	15.0	61,254	20.7	96,094	29.0
Administrative Expenses	32,366	58,959	3.0	82,592	4.2	23,632	28.6	(26,593)	(82.2)
Utilities	253,524	300,826	15.1	255,092	12.9	(45,734)	(17.9)	(47,302)	(18.7)
Billing Credits	-	-	-	(125)	(0.0)	(125)	100.0	-	#DIV/0!
Subtotal	1,250,313	1,391,441	70.0	1,561,954	79.2	170,513	10.9	(141,129)	(11.3)
Depreciation/Amort	316,297	309,623	15.6	296,665	15.0	(12,958)	(4.4)	6,674	2.1
Total Operating Expenses	**1,566,610**	**1,701,064**	**85.5**	**1,858,619**	**94.3**	**157,555**	**8.5**	**(134,454)**	**(8.6)**
Income (Loss) from Operations	**254,931**	**198,095**	**10.0**	**55,918**	**2.8**	**142,177**	**254.3**	**(56,836)**	**(22.3)**
Non Operating Activity									
Interest Expense	(85,833)	(78,654)	(4.0)	(74,810)	(3.8)	(3,844)	(5.1)	7,180	8.4
Interest Income	5,023	5,921	0.3	11,772	0.6	(5,851)	(49.7)	898	17.9
Gain/Loss on Sale of Fixed Assets	-	-	-	-	-	-		-	
Other Income/(Expense)	-	-	-	-	-	-		-	
Total Non Operating Income (Expenses)	**(80,810)**	**(72,733)**	**(3.7)**	**(63,038)**	**(3.2)**	**(9,695)**	**(15.4)**	**8,078**	**10.0**
Change in Net Position	**$ 174,121**	**$ 125,362**	**6.3**	**$ (7,120)**	**(0.4)**	**$ 132,482**	**1,860.7**	**$ (48,759)**	**(28.0)**

PARK CASH & INVESTMENTS	Prior Yr	Current Yr	Revenue Stabilization	Capital Replacement
Balance 07/01	**4,836,414**	**8,175,514**	**4,828,557**	**3,346,957**
Change in Net Position	174,121	125,362		
Add Back Depreciation/Amort	316,297	309,623		
Changes in Payables/Receivables, Other	(250,000)	-		
Cash Generated from Operations	240,418	434,985	434,985	-
CIP/Capital Equip	(37,528)	(58,620)		(58,620)
Debt Principal	(344,660)	(250,000)		(250,000)
Transfers to CRF fm Rate Stab	-	-	-	-
Interest Income Transfer	-	-	(4,322)	4,322
Cash Used for Property Acquisition & Debt	(382,188)	(308,620)	(4,322)	(304,298)
Financing/Contrib Capital/Other Transfers	-	-	-	-
Net Change in Cash & Investments	**(141,770)**	**126,365**	**430,663**	**(304,298)**
Balance 09/30	**4,694,644**	**8,301,879**	**5,259,220**	**3,042,659**

Board Minimum Fund Targets:	**4,140,014**	**2,737,762**	**1,402,252**
Board Maximum Fund Targets:	**7,444,773**	**5,237,521**	**2,207,252**

Park Operations
Supplementary Schedule
FYE June 30, 2023 (Period-To-Date)

	Reference Purposes		For The 3 Month(s) Ending September 30, 2022			
	FYE 6-30-2023 Published-Budget (total)	FYE 6-30-2022 Actual (3 Month(s) Ending 09/30/21)	FYE 6-30-2023 Published-Budget (period-to-date)	FYE 6-30-2023 Actual (period-to-date)	Actual Compared To Budget Favorable/(Unfavorable) $	%
Revenues:						
Attendance						
Entrance Fees	$ 550,001	$ 141,502	$ 141,003	$ 138,890	$ (2,113)	-1.5%
Reserved Area Fees	200,000	50,882	54,769	80,705	25,936	47.4%
Fishing Fees	400,000	94,325	99,959	82,831	(17,128)	-17.1%
Boat Rental	125,000	29,529	36,435	20,421	(16,014)	-44.0%
Bicycle Rental	0	0	0	0	0	#DIV/0!
Community Recreation Fees	0	0	0	0	0	#DIV/0!
RV & Tent Sites	5,100,000	1,073,887	1,129,260	1,095,722	(33,538)	-3.0%
Cabin	539,735	109,821	115,717	112,656	(3,061)	-2.6%
RV Storage	680,266	159,705	174,009	163,114	(10,895)	-6.3%
Propane	9,930	445	445	910	465	104.5%
Utilities	345,000	97,243	99,129	133,601	34,472	34.8%
Laundry	33,817	9,904	9,904	11,062	1,158	11.7%
Other Revenues	151,761	25,323	25,323	59,907	34,584	136.6%
Total	8,135,510	1,792,566	1,885,953	1,899,819	13,866	0.7%
General Store						
Store Sales/Concession Fees	331,809	82,526	85,884	89,289	3,405	4.0%
Total	331,809	82,526	85,884	89,289	3,405	4.0%
Total Revenues	8,467,319	1,875,092	1,971,837	1,989,108	17,271	0.9%
Direct Costs:						
Fish Stocking	166,509	23,100	24,717	44,100	(19,383)	-78.4%
Propane	7,422	451	483	849	(366)	-75.8%
Purchases	172,998	30,000	32,100	45,000	(12,900)	-40.2%
Total	346,929	53,551	57,300	89,949	(32,649)	-57.0%
Gross Profit:	8,120,390	1,821,541	1,914,537	1,899,159	(15,378)	-0.8%
Operating Expenses:						
Salary & Wages	1,574,031	295,732	423,778	363,211	60,567	14.3%
Benefits	973,656	204,071	254,538	249,213	5,325	2.1%
Employee Training & Development	40,980	5,943	10,245	4,729	5,516	53.8%
Advertising & Promotion	91,400	13,295	22,851	10,609	12,242	53.6%
Dues & Subscriptions	9,279	3,414	2,409	3,679	(1,270)	-52.7%
License & Permits	17,098	5,050	4,275	3,033	1,242	29.1%
Insurance	10,000	0	2,499	524	1,975	79.0%
Office Supplies	6,500	1,700	1,626	898	728	44.8%
Operating Supplies	128,250	6,210	32,064	13,322	18,742	58.5%
Postage	20	0	20	0	20	100.0%
Materials & Supplies	279,145	103,862	69,786	95,494	(25,708)	-36.8%
Repairs & Maintenance	711,800	220,852	177,951	121,147	56,804	31.9%
Vehicle/Equipment Usage	0	0	0	0	0	#DIV/0!
Professional Fees	606,021	97,051	151,506	109,099	42,407	28.0%
Telephone	19,436	3,549	4,860	4,161	699	14.4%
Utilities	989,550	247,792	247,389	293,764	(46,375)	-18.7%
Travel/Conventions&Meetings	6,000	909	1,500	168	1,332	88.8%
Miscellaneous	0	0	0	0	0	#DIV/0!
Overhead	527,229	40,883	154,657	118,391	36,266	23.4%
Billing Credits	0	0	0	0	0	#DIV/0!
Total	5,990,395	1,250,313	1,561,954	1,391,442	170,512	10.9%
Operating Income (Loss) before deprec	2,129,995	571,228	352,583	507,717	155,134	44.0%
Depreciation-direct	(1,096,853)	(280,910)	(274,213)	(275,355)	(1,141)	-0.4%
Depreciation-indirect	(89,806)	(35,387)	(22,452)	(34,268)	(11,817)	-52.6%
Amortization	0	0	0	0	0	#DIV/0!
Operating Income (Loss) after deprec	943,336	254,931	55,918	198,094	142,175	254.3%
Non-Operating Activity:						
Interest Income	47,087	5,023	11,772	5,921	(5,851)	-49.7%
Interest Expense	(299,239)	(85,833)	(74,810)	(78,654)	(3,844)	-5.1%
Other Income/(Expenses)	0	0	0	0	0	#DIV/0!
Total Non-Operating Income/(Expenses)	(252,152)	(80,810)	(63,038)	(72,733)	(9,695)	-15.4%
Change in Net Position	$ 691,184	$ 174,121	$ (7,120)	$ 125,361	$ 132,481	1860.7%

Padre Dam Municipal Water District
Park Operations (Statistics)
For The Three Month(s) Ending September 30, 2022

Month		Number of Gate Admissions (does not include walk-through admissions)						
		Actual		Budget		Variance		Prior Year
July		13,189		10,237		2,952	28.8%	10,957
August		7,948		8,157		(209)	-2.6%	8,852
September		6,012		6,104		(92)	-1.5%	6,806
FY 2022/23 (to-date)		**27,149**		**24,498**		**2,651**	**10.8%**	**26,615**

Month		Number of Campsite Hookups (Existing)						
		Actual		Budget		Actual to Budget		Reference
		Hookups	Occup	Hookups	Occup	Variance		Prior Year
July		5,052	97.0%	4,767	91.5%	285	6.0%	4,772
August		4,783	91.8%	4,520	86.8%	263	5.8%	5,170
September		4,336	86.0%	3,681	73.0%	655	17.8%	4,385
FY 2022/23 (to-date)		**14,171**	**91.7%**	**12,969**	**83.9%**	**1,202**	**9.3%**	**14,327**

Month		Number of Campsite Hookups (New)						
		Actual		Budget		Actual to Budget		Reference
		Hookups	Occup	Hookups	Occup	Variance		Prior Year
July		4,006	97.9%	3,756	91.8%	250	6.7%	3,941
August		3,888	95.0%	3,663	89.5%	225	6.1%	3,902
September		3,647	92.1%	3,294	83.2%	353	10.7%	3,663
FY 2022/23 (to-date)		**11,541**	**95.0%**	**10,713**	**88.2%**	**828**	**7.7%**	**11,506**

PADRE DAM MUNICIPAL WATER DISTRICT

Departmental Expenditures

FOR THREE MONTHS ENDING SEPTEMBER 30, 2022

	PRIOR YR ACTUAL	YEAR - TO - DATE ACTUAL		YEAR - TO - DATE BUDGET		VARIANCE Favor/(Unfavor)	
Operating Expenses:							
Staff Wages & Salaries	$ 3,050,507	$ 3,377,526	39.8%	$ 3,787,585	34.9%	$ 410,059	10.8%
Employee Benefits	2,382,034	2,504,835	29.5%	2,621,683	24.1%	116,848	4.5%
Contract & Professional Services	683,846	607,865	7.2%	1,412,149	13.0%	804,284	57.0%
Materials, Supplies, Bldg, etc.	1,598,221	1,113,632	13.1%	2,091,334	19.3%	977,702	46.8%
Administrative Expenses	672,790	764,660	9.0%	1,097,846	10.1%	333,186	30.3%
Utilities	564,427	657,598	7.8%	558,780	5.1%	(98,818)	-17.7%
Subtotal	8,951,825	9,026,116	106.4%	11,569,378	106.6%	2,543,262	22.0%
Billing Credits	(443,543)	(543,632)	-6.4%	(712,500)	-6.6%	(168,868)	-23.7%
TOTAL OPERATING EXP	$ 8,508,282	$ 8,482,484	100.0%	$ 10,856,878	100.0%	$ 2,374,394	21.9%
Departmental Expenses:							
Finance	$ 1,266,092	$ 1,082,863	12.8%	$ 1,718,855	15.8%	$ 635,992	37.0%
Engineering	579,401	455,474	5.4%	822,471	7.6%	366,997	44.6%
Operations & Water Quality	3,418,382	3,445,566	40.6%	4,505,352	41.5%	1,059,786	23.5%
Human Resources	1,197,292	1,264,467	14.9%	1,923,062	17.7%	658,595	34.2%
Administration	412,598	371,615	4.4%	475,248	4.4%	103,633	21.8%
Park & Campgrounds	1,210,054	1,274,594	15.0%	1,411,891	13.0%	137,297	9.7%
Advanced Water Purification (1)	424,463	587,905	6.9%	-	0.0%	(587,905)	N/A
TOTAL DEPARTMENTAL EXP	$ 8,508,282	$ 8,482,484	100.0%	$ 10,856,879	100.0%	$ 2,374,395	21.9%

(1) AWP expenses are paid from the METRO Fund.

PADRE DAM MUNICIPAL WATER DISTRICT

DEPARTMENTAL EXPENSE VARIANCES

FOR THE THREE MONTHS ENDING SEPTEMBER 30, 2022

Department	Salary and Wages	Employee Benefits	Professional Services	Materials & Supplies, etc.	Administrative Expenses	Utilities	Billing Credits	Totals
Finance	84,315	41,838	241,901	291,328	10,146	1,091	(34,627)	635,992
Engineering	143,609	56,644	151,102	15,684	15,650	3,364	(19,057)	366,997
Operations and Water Quality	311,753	160,908	130,749	382,001	244,254	(53,202)	(116,678)	1,059,786
Human Resources	110,360	71,534	192,516	237,599	42,419	6,664	(2,499)	658,595
Administration	39,782	10,325	59,029	1,250	316	(11,059)	3,991	103,633
Water and Sewer Operations	689,819	341,249	775,297	927,862	312,785	(53,142)	(168,868)	2,825,003
Park and Campground	59,019	9,921	42,408	49,840	21,785	(45,676)	-	137,297
Subtotal	748,838	351,170	817,705	977,702	334,570	(98,818)	(168,868)	2,962,300
Other (AWP)	(338,779)	(234,322)	(13,423)	-	(1,384)	-	-	(587,905)
Water, Sewer and Park Totals	410,059	116,848	804,284	977,702	333,186	(98,818)	(168,868)	2,374,395

PADRE DAM MUNICIPAL WATER DISTRICT
NOTES TO OPERATING EXPENSES
FOR THE THREE MONTHS ENDING SEPTEMBER 30, 2022

Actual - $8,482,484 **Budget - $10,856,878** **Variance – $2,374,394** **Percent – 21.9%**

Staff Wages and Salaries

District salaries & wages in gross, total $3,377,526 and are $410,059 or 10.8% favorable to budget.

- Significant Budget Variances:
  - Regular pay is favorable to budget by $288,574.
  - Vacation & Holiday pay is favorable to budget by $96,951.
  - Sick Leave pay is favorable to budget by $36,958.
  - All other wage accounts net to an unfavorable budget variance of $12,424.
  - Budgeted wages are spread by month based on actual pay period ending dates.

Employee Benefits

Benefits to employees total $2,504,835 and are $116,848 or 4.5% favorable to budget.

- Significant Budget Variances:
  - OPEB is favorable to budget by $59,383.
  - Health & Dental Insurance is favorable to budget by $59,064.
  - Worker's Comp is favorable to budget by $11,674.
  - All other benefit accounts net to an unfavorable budget variance of $13,273.
  - Budgeted benefits are spread by month based on actual pay period ending dates.

Contract and Professional Services

Professional services expenses total $607,865 and are $804,284 or 57.0% favorable to budget.

- Significant Budget Variances:
  - Engineering services are favorable to budget by $252,312.
  - Other Professional services are favorable to budget by $226,449.
  - Consulting services are favorable to budget by $170,955.
  - All other professional services accounts net to a favorable budget variance of $154,568.

Materials and Supplies, Building, and Vehicle

These accounts total $1,113,632 and are a combined $977,702 or 46.8% favorable to budget.

- Significant Budget Variances:
  - Maintenance & Repair is favorable to budget by $490,343.
  - Materials & Supplies is favorable to budget by $349,539.
  - Expendable Equipment is favorable to budget by $137,820.

Administrative Expenses

Administrative expenses total $764,660 and are $333,186 or 30.3% favorable to budget.

- Significant Budget Variances:
  - Licenses, Permits & Fees is favorable to budget by $201,155.
  - Training & Development is favorable to budget by $61,579.
  - All other administrative expense accounts are favorable to budget by $70,452.

Utilities

Utilities expenses total $657,598 and are $98,818 or 17.7% unfavorable to budget.

- Significant Budget Variances:
  - Gas & Electric is unfavorable to budget by $127,947.
  - All other accounts are favorable to budget by $29,129.

Billing Credits

Billing credits total $543,632 and are $168,868 or 23.7% unfavorable to budget.

These credits are calculated based on wages directly related to individual capital projects, and is the value of the labor involved in the construction of fixed assets.

PADRE DAM MUNICIPAL WATER DISTRICT
LEGAL EXPENDITURES
FOR THREE MONTHS ENDING SEPTEMBER 30, 2022

BBK & Other LEGAL EXPENDITURES	Prior Yr 2021/22 Actual	Jul-22	Aug-22	Sep-22	Oct-22	Nov-22	Dec-22	Jan-23	Feb-23	Mar-23	Apr-23	May-23	Jun-23	YTD ACTUAL Total	ANNUAL BUDGET 2022/23
GENERAL LEGAL:				main bill not available											
General	0													0	0
Acct/IS/Fin/Cust Serv	13,725													0	10,000
Communications	0													0	2,000
Admin (GM & Board)	40,218	1,879	2,919											4,797	105,000
Personnel	248													0	48,000
Public Info	0													0	0
Engineering	13,448	1,490	3,931											5,421	95,000
Plant	984													0	0
Field Ops	83													0	10,000
Park	2,502	385												385	12,000
Cust. Service	0													0	0
Metro Sewer	11,099		304											304	0
ADA Issues	0													0	0
El Capitan Pipeline Lease Negotiations	4,622													0	0
Special Counsel (Engineering)	21,460	4,358	654											5,012	0
Special Counsel (Field Ops)	3,371													0	0
Special Counsel (Park)	66,343	968	338											1,306	0
Special Counsel (Finance)	14,255	2,670												2,670	0
Special Counsel (Personnel)	15,671	203	304											507	0
Special Counsel (AWP & Interim TAC)	289													0	0
Special Counsel (Board)	19,769	608												608	0
Advanced Water Purification Project	29,874	7,540	2,772											10,311	0
Sub total	257,960	20,100	11,222	0	0	0	0	0	0	0	0	0	0	31,322	282,000
Less: Capitalized Portion of General Legal	(68,108)	(900)	(1,321)	0	0	0	0	0	0	0	0	0	0	(2,221)	0
Total Non-litigation Legal Expense	**189,852**	**19,200**	**9,901**	**0**	**0**	**0**	**0**	**0**	**0**	**0**	**0**	**0**	**0**	**29,101**	**282,000**
LITIGATION:															
Total Litigation	**0**	**0**	**0**	**0**	**0**	**0**	**0**	**0**	**0**	**0**	**0**	**0**	**0**	**0**	**0**
CAPITALIZED PROJECTS:															
Add: Capitalized portion of General Legal	68,108	900	1,321	-	-	-	-	-	-	-	-	-	-	2,221	0
Other	2,372	465												465	0
Castlerock Reorganization	9,092													0	0
Total Capitalized Expenditures	**79,572**	**1,365**	**1,321**	**0**	**0**	**0**	**0**	**0**	**0**	**0**	**0**	**0**	**0**	**2,685**	**0**
OTHER:															
JM Pipe Litigation (Shared)	523													0	0
JM Pipe Litigation (Sole Benefit)	161													0	0
CPUC De-Energization Proceeding	0													0	0
Driscoll & Omens Prop 218 Litigation (Sole Benefits)	11,311													0	0
Driscoll & Omens Prop 218 Litigation (Shared)	1,872													0	0
Driscoll & Omens Prop 218 Litigation (PRA Requests)	3,273													0	0
Tin Fish Lease	1,252													0	0
Santee Basin Issues	0													0	0
Sycuan Water Service Agreement	0													0	0
PP&E Annual billing	0													0	0
Third Party Reimbursable Legal Services	8,145													0	0
Kevin Winder v. Padre Dam MWD	16,561													0	0
GRAND TOTAL	**312,521**	**20,565**	**11,222**	**0**	**0**	**0**	**0**	**0**	**0**	**0**	**0**	**0**	**0**	**31,786**	**282,000**

PADRE DAM MUNICIPAL WATER DISTRICT
CONTRACT & PROFESSIONAL SERVICES
FOR THREE MONTHS ENDING SEPTEMBER 30, 2022

	Jul-22	Aug-22	Sep-22	Oct-22	Nov-22	Dec-22	Jan-23	Feb-23	Mar-23	Apr-23	May-23	Jun-23	YTD ACTUAL Total	ANNUAL BUDGET
FINANCE	14,202	33,869	27,352	-	-	-	-	-	-	-	-	-	75,423	914,380
ENGINEERING	61,172	16,963	112,158	-	-	-	-	-	-	-	-	-	190,293	1,270,331
OPERATIONS	42,379	70,264	53,904	-	-	-	-	-	-	-	-	-	166,547	785,375
HUMAN RESOURCES	17,116	19,706	1,021	-	-	-	-	-	-	-	-	-	37,843	508,608
ADMINISTRATION	2,287	8,544	4,398	-	-	-	-	-	-	-	-	-	15,229	167,082
PARK & CAMPGROUND	32,158	43,471	33,469	-	-	-	-	-	-	-	-	-	109,098	594,021
ADVANCED WATER PURIFICATION (1.)	-	7,900	5,532	-	-	-	-	-	-	-	-	-	13,432	-
SUBTOTAL	**169,314**	**200,717**	**237,834**	**-**	**-**	**-**	**-**	**-**	**-**	**-**	**-**	**-**	**607,865**	**4,239,797**
Other	-	-	-	-	-	-	-	-	-	-	-	-	-	-
TOTAL	**169,314**	**200,717**	**237,834**	**-**	**-**	**-**	**-**	**-**	**-**	**-**	**-**	**-**	**607,865**	**4,239,797**

Note (1.): AWP expenses are paid from the METRO Fund.

Padre Dam Municipal Water District

Organizational Staffing By Department

	Budget FY '23	Actual 9/30/2022
ADMINISTRATION		
GENERAL MANAGER	1	1
BOARD SECRETARY	1	1
ADMINISTRATIVE ASSISTANT	2	2
TOTAL ADMINISTRATION	**4**	**4**
OPERATIONS		
DIRECTOR OF OPERATIONS & WATER QUALITY	1	1
ADMINISTRATIVE ASSISTANT	1	1
CATHODIC PROTECTION PROGRAM COORDINATO	1	1
COMPLIANCE SPECIALIST (ADMINISTRATOR)	1	1
COMPLIANCE SPECIALIST	1	1
CONSTR & MAINT SUPERVISOR (UTILITY CREW S	3	3
CONSTRUCTION EQUIPMENT OPERATOR	5	4
DISTRIBUTION MAINTENANCE SUPERVISOR	1	2
ELECTRICAL/INSTR CONTROL SUPERVISOR	1	1
ELECTRICAL/INSTR CONTROL TECHNICIAN	2	1
EQUIPMENT MECHANIC	2	2
FACILITIES MAINTENANCE WORKER	3	2
LAB ANALYST	2	3
LAB ANALYST-SENIOR	1	1
LAB ASSISTANT - LIMITED TERM	1	0
OPERATIONS MANAGER	1	1
OPERATIONS SUPERVISOR	2	1
PLANT MANAGER	1	1
RECYCLED WATER PLANT OPERATOR	4	4
RECYCLED WATER PLANT SUPERVISOR	1	1
SCADA ADMINISTRATOR/TECHNICIAN	1	1
SYSTEMS OPERATOR TECHNICIAN	9	8
UTILITY WORKER	13	11
WAREHOUSE SPECIALIST	1	1
WASTEWATER COLLECTION SYSTEMS WORKER	2	2
WATER QUALITY (CONTROL) SPECIALIST	1	1
TOTAL OPERATIONS	**62**	**56**
ENGINEERING		
DIRECTOR OF ENGINEERING	1	0
ENGINEERING MANAGER - CIP	1	1
ENGINEERING MANAGER - DISTRICT SERVICES	1	1
ENGINEER	3	3
ENGINEERING TECHNICIAN	2	2
INSPECTION SUPERVISOR	0	1
CONSTRUCTION INSPECTOR	2	1
UTILITY LOCATOR	1	1
RIGHT OF WAY AGENT	1	0
DIRECTOR OF AWP	1	1
ENGINEERING MANAGER - AWP	2	2
ENGINEER - LIMITED TERM (AWP)	2	2
TOTAL ENGINEERING	**17**	**15**

Padre Dam Municipal Water District

Organizational Staffing By Department

	Budget FY '23	Actual 9/30/2022
FINANCE		
DIRECTOR OF FINANCE	1	1
ACCOUNTING MANAGER	1	1
SENIOR ACCOUNTANT	1	1
ACCOUNTING SPECIALIST	3	3
CUSTOMER SERVICE MANAGER	1	1
CUSTOMER SERVICE REPRESENTATIVE	7	6
TEMPORARY CUSTOMER SERVICE REPRESTANTIV	0	0
LIMITED TERM CUSTOMER SERVICE REP	1	0
FIELD SERVICES SUPERVISOR	1	1
FIELD SERVICES TECHNICIAN	4	5
FIELD SERVICES TECHNICIAN - TEMPORARY / LIM	1	0
TOTAL FINANCE	**21**	**19**
HUMAN RESOURCES		
DIRECTOR OF HUMAN RESOURCES	1	1
HUMAN RESOURCES SPECIALIST	2	2
SAFETY & RISK MANAGER	1	1
COMMUNICATIONS OFFICER	1	1
COMMUNICATIONS COORDINATOR	1	1
COMMUNICATIONS ASSISTANT	1	1
INFO SYSTEMS MANAGER	1	1
INFO SYSTEMS TECH SPECIALIST (SYSTEM ADMIN	2	2
INFO SYSTEMS TECH SPECIALIST (I/S ASSISTANT)	1	2
LIMITED TERM INFO SYSTEMS TECH SPECIALIST	1	0
GIS COORDINATOR	1	1
GIS/CAD SPECIALIST	1	2
GIS/CAD SPECIALIST - LIMITED TERM	1	0
TOTAL HUMAN RESOURCES	**15.0**	**15.0**
PARK		
DIRECTOR OF PARK & RECREATION	1	1
PARK RECREATION MANAGER	1	1
PARK OPERATIONS MANAGER	1	1
PARK & RECREATION OPERATIONS ADMINISTRAT	1	1
PARK & RECREATION SUPERVISOR - OUTSIDE	1	1
PARK & RECREATION SUPERVISOR - INSIDE	1	1
PARK & RECREATION INSIDE COORDINATOR	4	5
PARK & RECREATION MAINTENANCE COORDINAT	1	1
PARK & RECREATION OUTSIDE COORDINATOR	7	6
PARK & REC AIDE - PART-TIME	4.9	3.4
Park & Recreation Outside Coordinator (Temporary)		
PARK SUPPORT STAFF (PART-TIME)	0.9	0.9
PARK SUPPORT STAFF (seasonal)	1	0
PARK SUPPORT STAFF (on call)	0.2	0.0
TOTAL PARK & CAMPGROUNDS	**24.9**	**22.3**
TOTAL STAFFING	***143.9***	***131.3***

PADRE DAM MUNICIPAL WATER DISTRICT
MAJOR CONSTRUCTION PROJECTS
FOR THREE MONTHS ENDING SEPTEMBER 30, 2022

JOB #	DESCRIPTION	ANNUAL BUDGET 2022/23	ACTUAL Month of September 30, 2022	ACTUAL YTD 2022/23	ACTUAL Costs ITD *	TOTAL PROJECT BUDGET	REMAINING PROJECT BUDGET
98046	JOINT WTR AGENCIES NCCP (MSCP WILDLIFE CORRID)	-	-	-	827,855	827,855	-
98048	ANNUAL RAISE AIR VACS **	-	-	-	241,287	241,287	-
99017	WSA VALVE REPLACEMENT PROGRAM **	349,000	31,426	31,279	8,505,299	8,823,020	317,721
201004	SEWER MANHOLE REHAB **	-	-	-	771,171	771,171	-
202008	WSA POLYSERVICE REPLACEMENT **	220,000	59,882	88,388	3,658,321	3,789,933	131,612
202032	ESA POLYSERVICE REPLACEMENT **	92,000	6,502	34,036	1,400,355	1,458,319	57,964
202033	ESA AIRVACS	-	-	-	322,421	322,421	-
202034	ESA VALVE REPLACEMENT PROGRAM**	304,000	35,894	106,197	3,369,138	3,566,941	197,803
203032	ESA SEC. SUPPLY CONN ORIG SITE RESTORATION	-	-	-	10,789,414	10,789,414	-
204021	HWD/PD CONNECTION @ CAMINO CANADA (97008)	-	-	-	19,975	19,975	-
204030	MAGNOLIA AVE SO RELIEF SEWER SEGMENT 1 DSN & CONSTR	-	-	-	39,007	39,007	-
205002	SECURITY UPGRADES PH2	-	-	-	798,757	798,757	-
205014	CSC PHASE II OPS	-	-	-	12,059,245	12,059,245	-
206007	LAKESIDE INTERCEPTOR REPL PARTICIPATION	-	-	-	1,229,835	1,229,835	-
206011	COTTONWOOD ESTATES D/P	-	-	-	105,995	105,995	-
206040	WRF PLC NEWWORK UPGRADE	-	-	-	24,457	24,457	-
207004	S LAKES PK-RESTROOM RENOVATION	-	-	-	7,003	7,003	-
207006	WRF TREATMENT EQUIPMENT REPLACEMENT PROGRAM	-	-	-	237,830	237,830	-
207039	WRF NPDES RENEWAL	-	-	-	268,270	268,270	-
208003	SCADA SOFTWARE UPGRADES - OPS	-	-	-	1,388,040	1,388,040	-
208015	BLOWOFF INSTALLATIONS **	5,000	-	-	785,617	790,617	5,000
208026	5 RES RETRO PH 3 - W. VICTORIA	-	-	-	5,959,345	5,959,345	-
208027	5 RES RETRO PH 4 - BLOSSOM VALLEY	-	-	-	126,389	126,389	-
208029	S LAKES PK-SHELTERS REPLACEMENT	-	-	-	1,107,705	1,107,705	-
209004	CSC ELEC RELIABILITY & CONSOLIDATION	-	-	-	79,323	79,323	-
209013	IPS SCREENING IMPROVEMENT PROJ	-	-	-	106,086	106,086	-
209014	EMERGENCY GENERATOR - FLINN SPRINGS PS	-	-	-	1,173,630	1,173,630	-
209019	RIOS CANYON PS EMERG GEN SET	-	-	-	768,176	768,176	-
209021	ALPINE HIGH SCHOOL D/P (PART OF SPANISH BIT LOOP)	-	-	-	557	557	-
210001	ESA 2ND CONNECTION MITIGATION & MONITORING	-	-	-	340	340	-
210012	ALPINE RANCH ESTATES WEST D/P	-	-	-	26,322	26,322	-
210019	COMPUTER PROJECT 2010/2011	-	-	-	35,552	35,552	-
210026	SUNRISE RESERVOIR EROSION CONTROL	-	-	-	652,687	652,687	-
211003	PROSPECT AVE. WIDENING (CUYAMACA TO MAGNOLIA)	-	-	-	1,247,411	1,247,411	-
211012	SOLAR POWER - RES/OPS/WRF SITES	-	-	-	6,640	6,640	-
211014	RIOS CANYON SUCT LINE REHAB/REPLACEMENT	-	-	-	420,466	420,466	-
211017	S LAKES PK - CAMPGROUND PLAYGROUND RENOVATION	-	-	-	130,775	130,775	-
211022	WALMART SWR DIVERSION PRELIMINARY STUDY	-	-	-	(136,306)	(136,306)	-
211023	VAULT LID REPLACEMENT	-	-	-	49,897	49,897	-
211025	WRF CHLORINE TROLLEY MODIFICATION	-	-	-	407,891	407,891	-
212002	WRF PAVING REPAIR	-	-	-	74,303	74,303	-
212004	COUNTY WING AVENUE SEWER RELOCATION	-	-	-	132,162	132,162	-
212006	LAKESIDE WD CONNECTION - ABANDON	-	-	-	100,176	100,176	-
212007	FY 11/12 CIP POST ENG ASBUILTS (SUBSEQUENT)	-	-	-	16,084	16,084	-
212008	FINANCIAL COMPUTER SYST UPGRADE - EDMS IMPLEMENTAT	-	-	-	270,751	270,751	-
212010	VIEWSIDE LANE 8" RPLC DESIGN & CONSTRUCTION	-	-	-	96,226	96,226	-
212011	ANNUAL SEWER RPLC/REHAB - BRAVERMAN SEWER CIPP PH 2	-	-	-	352,072	352,072	-
212012	FINANCIAL COMPUTER SYST UPGRADE - CIS SOFTWARE	-	-	-	1,444,450	1,444,450	-
212013	FINANCIAL COMPUTER SYST UPGRADE - FINANCE & HR SOFTW	-	-	-	733,266	733,266	-
212014	CSC PHASE II, VERIZON RELOCATION	-	-	-	6,062	6,062	-
212015	ESA SECONDARY CONNEC LAND ACQ - VALLONE	-	-	-	757,864	757,864	-
212016	S LAKES PK - SYCAMORE RESTROOM REPAIRS	-	-	-	504,630	504,630	-
212018	S LAKES PK - PAVING LAKE 1	-	-	-	129,815	129,815	-
213002	WRF MAGNETIC METER INSTALL	-	-	-	1,617	1,617	-
213005	ESA SECONDARY CONNECTION LAND ACQ - EL DORADO	-	-	-	277,850	277,850	-
213006	FY 2013/14 CIP POST ENG ASBUILT	-	-	-	59,993	59,993	-
213007	WSA VALVE REPLACEMENT PROGRAM (2013/14)	-	-	-	281,892	281,892	-
213008	ANNUAL SEWER RPLC/REHAB - SEWER CIPP REPAIRS 13/14	-	-	-	276,682	276,682	-
213009	WRF VALVE REPLACEMENT FY 14	-	-	-	102,351	102,351	-
213010	CHOCOLATE SUMMIT RES LAND ACQ.	-	-	-	130,541	130,541	-
213012	EMERGENCY DIESEL TRAILER PUMP	-	-	-	430,504	430,504	-
214001	IPS CHOPPER PUMP PROJECT	-	-	-	8,626	8,626	-
214002	PS 3 & 4 SURGE TANK COATING (PREV. RESERVOIR & SURGE T	-	-	-	160,504	160,504	-
214003	IPS GRINDERS & GATES RPLC	-	-	-	170,224	170,224	-
214004	PS 1 SURGE TANK REPLACEMENT DESIGN & CONSTRUCTION	-	-	-	654,091	654,091	-
214005	POINCIANA DR.	-	-	-	33	33	-
214007	ESA SECONDARY CONNECTION ALT SITE	-	76	266	21,131,078	21,130,812	(266)
214008	PARK OFFICE / RESTROOM RENOVATION	-	-	-	(621)	(621)	-
214009	WRF CHLORINE TROLLEY POST CONSTRUCTION	-	-	-	45,724	45,724	-
214012	LA CRESTA PRS PLANNING	-	-	-	252,625	252,625	-
214014	SMALL DIA SEWER REPAIRS	-	-	-	278,019	278,019	-
214016	S LAKES TENGO (WIFI) UPGRADE	-	-	-	120,017	120,017	-
214018	MAST STEEL PIPE REPAIRS DESIGN & CONSTR.	-	-	-	506,031	506,031	-
214019	URBAN WATER MGMT PLAN 2015 - 2016	-	-	-	320	320	-
215002	PROSPECT BRIDGE PIPE REPAIR	-	-	-	10,437	10,437	-
215004	VALVE REPLACEMENT PROGRAM FY 14/15 (CONTRACT)	-	-	-	386,314	386,314	-
215007	PROP ONE - WRF EXPANSION	-	-	-	183,677	183,677	-
215008	ESA SECONDARY CONNECTION GRADING	-	-	-	378,825	378,825	-

PADRE DAM MUNICIPAL WATER DISTRICT
MAJOR CONSTRUCTION PROJECTS
FOR THREE MONTHS ENDING SEPTEMBER 30, 2022

JOB #	DESCRIPTION	ANNUAL BUDGET 2022/23	ACTUAL Month of September 30, 2022	ACTUAL YTD 2022/23	ACTUAL Costs ITD *	TOTAL PROJECT BUDGET	REMAINING PROJECT BUDGET
215009	GROSSMONT COLLEGE PRIVATIZATION	-	-	-	311,917	311,917	-
215010	CSC TENANT IMPROVEMENT	-	-	-	32,513	32,513	-
215011	EAST COUNTY REGIONAL REUSE PROGRAM	-	-	-	772,766	772,766	-
215012	ANNUAL SEWER ASSESSMENT	-	-	-	109	109	-
215014	S LAKES LAKE 1 LANDSCAPE	-	-	-	52,716	52,716	-
215015	SEWER PROJECTS 16/17	-	-	-	3,100,769	3,100,769	-
215016	AWP BRINE MINIMIZATION PILOT TESTING	-	-	-	18	18	-
215018	SANTEE LAKES OPS YARD BUFFER	-	-	-	-	-	-
215022	COUNTY OF SD WING AVE	-	-	-	139,289	139,289	-
215023	S LAKES FAMILY REC AREA (LAKE 4)	-	-	-	370	370	-
215026	PIPELINES AT BRIDGE CROSSINGS	-	-	-	-	-	-
216001	EL CAP PL VALVE & VAULT REMOVAL WOODSIDE (PREV 36" TR	-	-	-	48,178	48,178	-
216003	S LAKES STANDBY GENERATOR	-	-	-	273,425	273,425	-
216004	S LAKES PARK RESERVATION SOFTWARE UPGRADE	-	-	-	22,858	22,858	-
216005	S LAKES SNACKLE BOX	-	-	-	5,359	5,359	-
216006	S LAKES WEBSTE DESIGN	-	-	-	9,558	9,558	-
216007	S LAKES SHED IMPROVEMENT	-	-	-	47,242	47,242	-
216010	RECYCLED WATER PUBLIC FILLING STATION	-	-	-	162,210	162,210	-
216016	WRF AERATION PANELS	-	-	-	224,151	224,151	-
216017	S LAKES KIWANIS PLAYGROUND SHADE STRUCTURE	-	-	-	37,662	37,662	-
216023	OPS YARD FENCE REPLACEMENT	-	-	-	-	-	-
216024	PS 3 & 4 SURGE TANKS REPLACEMENT	-	-	-	1,110,978	1,110,978	-
216025	WRF CONCRETE REPAIR	-	-	-	553,855	553,855	-
216026	WRF FENCE REPLACEMENT	-	-	-	322,152	322,152	-
216027	METER SHOP ROOF REPLACEMENT	-	-	-	165,320	165,320	-
216028	S LAKES WEST SIDE PARKING	-	-	-	1,668,358	1,668,358	-
216029	S LAKES KIWANIS PLAYGROUND RUBBERIZED SURFACE	-	-	-	40,292	40,292	-
216030	GIS BUILD OUT	-	-	-	59,683	59,683	-
216032	FY 17 CIP POST ENG ASBUILTS	-	-	-	121,190	121,190	-
216033	OPS YARD POST CONSTRUCTION ASBUILTS	-	-	-	68,206	68,206	-
216035	SITE PAVING AS NEEDED	137,000	-	-	474,490	611,490	137,000
216037	WRF SCADA HARDWARE	-	-	-	81,757	81,757	-
216038	S LAKES SHORELINE RESTORATION	-	-	-	25,375	25,375	-
216039	WOODSIDE SEWER LIFT STATION	-	-	-	104	104	-
217001	WRF BLOWER REPLACEMENT	-	-	-	535	535	-
217002	SEWER TRANS-RIVER INTERCEPTOR (SIPHON) - DESIGN & CON	-	-	-	-	-	-
217003	WATER PUMPS REPLACEMENT PROGRAM	-	-	-	38,492	38,492	-
217007	S LAKES GENERAL STORE & ADMIN. BLDG IMPROVEMENTS	-	38,300	58,620	9,636,510	9,577,890	(58,620)
217008	SUNRISE RESERVOIR DRAINAGE & SITE IMPROVEMENT	-	-	-	14,370	14,370	-
217010	IPS WET WELL IMPROVEMENTS	-	-	-	-	-	-
217011	S LAKES ADA IMPROVEMENTS	-	-	-	51,732	51,732	-
217014	S LAKES OBSERVATION DECK	-	-	-	2,962	2,962	-
217015	S LAKES DOG PARK	-	-	-	35,700	35,700	-
217019	RES. (VIEJAS MTN) REBURB/COATING - DESIGN & CONSTRUCT	-	-	-	686,754	686,754	-
217020	ANNUAL SEWER REPL/REHAB	-	-	-	293,110	293,110	-
217021	ALPINE BLVD. WATER MAIN RELOCATE	-	-	-	72,586	72,586	-
217022	WOODROSE AVE. TECHITE SEWER REPLACEMENT	-	-	-	789,149	789,149	-
217023	ONBASE INSTALLATION & CONVERSION	-	-	-	26,460	26,460	-
217024	IPS WET WELL & FORCE MAIN IMPROVEMENTS	-	-	-	1,517,562	1,517,562	-
217025	FACILITY EROSION REPAIRS FY 18	-	-	-	1,025	1,025	-
217027	FANITA TERRACE RES. REFURB/COATING - DESIGN & CONSTRU	-	-	-	449	449	-
217032	WRF PRIMARY & SECOND BASIN REFURBISHING	-	-	-	60,921	60,921	-
217035	S LAKES WEST LK 16/17 IMPROVEMENTS	-	-	-	56,956	56,956	-
217037	MOUNTAIN VIEW CONNECTOR PIPELINE	-	-	-	7,503,429	7,503,429	-
217041	SECURITY ENHANCEMENTS-FIELD SITES	20,000	970	970	83,379	102,409	19,030
217042	QUAIL CANYON PRESSURE REDUCING STATION	-	601	9,235	532,959	523,724	(9,235)
218012	S LAKES POOL COMPLEX IMPROVEMENTS	-	-	-	227,418	227,418	-
218014	SCADA UPGRADES AT DISTRICT FACILITIES - WATER	40,000	-	-	50,370	90,370	40,000
218017	WRF LAB RENOVATIONS	-	-	-	180,545	180,545	-
218024	GROSSMONT RESERVOIR REFURB/COATING	-	27,834	464,200	2,495,702	2,031,502	(464,200)
218026	LOS COCHES RESERVOIR PIPE REPLACEMENT	-	-	-	304,744	304,744	-
218027	TAVERN & W VIC @ HWY 8 PIPE UPGRADE	-	1,414	3,615	88,412	84,797	(3,615)
218028	DEVELOPMENT SERVICES MODERNIZATION	-	-	-	56,339	56,339	-
218029	SEWER REHABY FY2019	-	-	-	270,076	270,076	-
218032	LAKE 1 WEIR SO. OVERFLOW	-	-	-	1,554	1,554	-
218035	BLOSSOM VALLEY RESERVOIR IMPROVEMENT	1,455,000	33,352	53,930	61,515	1,462,585	1,401,070
218036	S LAKES FISH CLEANING STATION	-	-	-	24,084	24,084	-
218037	SEWER MANHOLE REHAB 2019	-	-	-	125,509	125,509	-
218038	WRF LIGHTING UPGRADES	-	-	-	36,574	36,574	-
218039	WRF FLIGHTS & GEAR UPGRADES	-	-	-	1,164,147	1,164,147	-
219004	PUMP STATION IMPROVEMENTS -DESIGN & CONSTRUCTION	45,000	71,788	76,947	320,888	288,941	(31,947)
219008	ACCESS CONTROL, SECURITY & FIRE SYSTEM MAINTENANCE &	-	-	-	2,065	2,065	-
219026	CORDIAL RD PIPELINE	-	10,263	1,158,707	3,960,247	2,801,540	(1,158,707)
219028	JERRY JOHNSON RES REFURB	727,500	25,765	53,610	85,658	759,548	673,890
219029	VALVE REPLACEMENT CONTRACTED - WATER	271,600	15,205	235,669	387,513	423,444	35,931
219032	Operations Yard Solar	-	261	261	261	-	(261)
220001	WRF ZIMPRO BATHROOM & SWR REPL	-	-	-	50,000	50,000	-

PADRE DAM MUNICIPAL WATER DISTRICT
MAJOR CONSTRUCTION PROJECTS
FOR THREE MONTHS ENDING SEPTEMBER 30, 2022

JOB #	DESCRIPTION	ANNUAL BUDGET 2022/23	ACTUAL Month of September 30, 2022	ACTUAL YTD 2022/23	ACTUAL Costs ITD *	TOTAL PROJECT BUDGET	REMAINING PROJECT BUDGET
220003	S LAKES N LK 5 RESTROOM REMODEL	-	-	-	38,206	38,206	-
220005	RIOS CANYON PS2 SURGE TANK	-	3,635	8,482	749,190	740,708	(8,482)
220010	SEWER & MANHOLE REHABILITATION 2020	25,000	-	-	510,469	535,469	25,000
220011	S LAKES SCADA FLOATING CABINS	-	-	-	36,554	36,554	-
220006	COUNTY SEWER IMPROVEMENTS	-	-	-	-	-	-
220015	HVAC REPLACEMENT OPS BUILDING	-	-	-	69,693	69,693	-
220018	FY21 POST ENG ASBUILTS	-	-	-	30,396	30,396	-
220025	WOODSIDE AVENUE ROUNDABOUT	-	-	-	151,702	151,702	-
220027	SIPHON & SLUDGET MAIN IMPROVEMENT	-	67,314	95,911	3,010,702	2,914,791	(95,911)
220030	GROSSMONT COLLEGE METER STRUCTURE	-	-	-	-	-	-
221002	EROSION REPAIRS FY21/22	-	-	-	218,910	218,910	-
221007	PIPELINE RPLC - I-8 UNENCASED TRANS MAIN CROSSINGS DES	485,000	9,653	31,855	195,230	648,375	453,145
221011	S LAKES CAMPG PLAYG SHADE STRUCTURE	-	-	-	34,320	34,320	-
221021	WRF SCADA RPLC	-	-	-	14,500	14,500	-
221025	PROSPECT & MESA WATER MAIN LOWERING	-	-	9,873	176,997	167,124	(9,873)
222001	PARK DAY USE RESTROOM #3 REMODEL	-	-	-	43,422	43,422	-
222002	RW SANTEE LAKES INTERCONNECT	-	9,106	13,227	182,862	169,635	(13,227)
222008	VACTOR DUMP STATION	-	12,670	24,367	36,250	11,883	(24,367)
222011	SEWER & MANHOLE REHABILITATION 2022	-	-	-	4,000	4,000	-
222012	EAST COUNTY RESERVOIR COATING	-	18,951	37,479	38,173	694	(37,479)
	CAPACITY IMPROVEMENT PROJECTS PER MASTER PLAN	242,500	-	-	-	242,500	242,500
	CONDITION ASSESSMENT & REHABILITAITON - PUMP STATION	204,670	-	-	-	204,670	204,670
	D/P GENERAL	145,500	-	-	-	145,500	145,500
	EROSION REPAIRS FY22/23	149,000	-	-	-	149,000	149,000
	EXTERNAL MANDATES	339,500	-	-	-	339,500	339,500
	IPS EXPANSION (6 MGD) - DESIGN & CONSTRUCTION	339,500	-	-	-	339,500	339,500
	MAGNOLIA AVE/SR-67 SEWER CAPACITY IMPROVEMENTS	485,000	-	-	-	485,000	485,000
	PARK DAY USE RESTROOM #4 REMODEL	40,000	-	-	-	40,000	40,000
	PIPELINE REPLACEMENT @ CALTRANS / BRIDGE CROSSINGS	193,030	-	-	-	193,030	193,030
	RESERVOIR REBURB/COATING	727,500	-	-	-	727,500	727,500
	SEWER LIFT STATION REHABILITATION	285,000	-	-	-	285,000	285,000
	SEWER & MANHOLE REHABILITATION/REPLACEMENT	112,520	-	-	-	112,520	112,520
	WRF ELECTRICAL	35,000	-	-	-	35,000	35,000
	WRF MECHANICAL	50,000	-	-	-	50,000	50,000
	WRF INSTRUMENTATION	20,000	-	-	-	20,000	20,000
	36-IN TRANS MAIN VALVE/VAULT UPGRADES	-	-	-	-	-	-
	ALPINE PACIFIC RESERVOIR IMPROVEMENTS	-	-	-	-	-	-
	CONSTRUCTION SUPPORT FOR CIP PROJECTS	-	-	-	-	-	-
	ENERGY EFFICIENCY PROJECTS	-	-	-	-	-	-
	FANITA TERRACE RES. REFURB/COATING - DESIGN & CONSTRU	-	-	-	-	-	-
	LIFT STATION -REPLACE AGING ELECTRICAL EQUIPMENT	-	-	-	-	-	-
	MCC/SWITCHGEAR MOUNTAIN TOP PS	-	-	-	-	-	-
	SEWER MASTER PLAN PROJECTS (PREV SEWER TOWN CENTER	-	-	-	-	-	-
	SEWER TECHITE PIPE WOODROSE AVE. - DESIGN & CONSTRUC	-	-	-	-	-	-
	SEWER VAULT AND VAULT PIPING R&R	-	-	-	-	-	-
	WRF CHEMICAL TANKS	-	-	-	-	-	-
	WRF GENERATOR TRANSFER SWITCH	-	-	-	-	-	-
	WRF PIPING & VALVING	-	-	-	-	-	-
	WRF SLIDE GATE & AUTOMATION	-	-	-	-	-	-
		7,544,820	480,862	2,597,124	136,250,499	141,198,195	4,947,696
	100% of ANNUAL BUDGET	7,544,820					
	% of ANNUAL BUDGET COMPLETED			**34.4%**			
	DEVELOPER JOBS			29,433			
	GRAND TOTAL ALL JOBS			**2,626,557**			

*** Inception to Date**

****Capitalized annually, JOB remains open.**

CIP Summary by Department

Department	Annual CIP Budget	Month Completed	YTD Completed	100% Budget % Completed
Engineering	5,812,220	283,316	2,018,604	34.7%
Field Ops	1,587,600	150,140	506,673	31.9%
Water Recycling	105,000	9,106	13,227	12.6%
Finance	-	-	-	0.0%
GM	-	-	-	0.0%
Park	40,000	38,300	58,620	146.6%
Totals	7,544,820	480,862	2,597,124	34.4%

PADRE DAM MWD

CIP SUMMARY

FOR THREE MONTHS ENDING SEPTEMBER 30, 2022

			Capital Replacement				Restricted	Capital Expansion			
PROJECT	Job # or WO#	YTD CIP ACTUAL EXPEND	Potable	Recycled	Sewer	Park	Energy	Potable	Sewer		TOTALS
							610	611	521	523	
WSA VALVE REPLACEMENT PROGRAM	99017	31,279	31,279	-	-	-	-	-	-	-	31,279
WSA POLYSERVICE REPL	202008	88,388	88,388	-	-	-	-	-	-	-	88,388
ESA POLY SERVICE REPLACEMENT	202032	34,036	34,036	-	-	-	-	-	-	-	34,036
ESA VALVE REPLACEMENT	202034	106,197	106,197	-	-	-	-	-	-	-	106,197
ESA SECONDARY CONNECTION ALT SITE	214007	266	163	-	-	-	-	103	-	-	266
S LAKES GENERAL STORE & ADMIN. BLDG IMPROVEMENTS	217007	58,620	-	-	-	58,620	-	-	-	-	58,620
SECURITY ENHANCEMENTS-FIELD SITES	217041	970	970	-	-	-	-	-	-	-	970
QUAIL CANYON PRESSURE REDUCING STATION	217042	9,235	9,235	-	-	-	-	-	-	-	9,235
GROSSMONT RESERVOIR REFURB/COATING	218024	464,200	464,200	-	-	-	-	-	-	-	464,200
TAVERN & W VIC @ HWY 8 PIPE UPGRADE	218027	3,615	3,615	-	-	-	-	-	-	-	3,615
BLOSSOM VALLEY RES IMPROVEMENT	218035	53,930	53,930	-	-	-	-	-	-	-	53,930
PUMP STATION IMPROVEMENTS -DESIGN & CONSTRUCTION	219004	76,948	76,948	-	-	-	-	-	-	-	76,948
CORDIAL RD PIPELINE	219026	1,158,707	1,158,707	-	-	-	-	-	-	-	1,158,707
JERRY JOHNSON RES REFURB	219028	53,610	53,610	-	-	-	-	-	-	-	53,610
VALVE REPLACEMENT FY 2019/20	219029	235,669	235,669	-	-	-	-	-	-	-	235,669
Operations Yard Solar	219032	261	-	-	261	-	-	-	-	-	261
RIOS CANYON PS2 SURGE TANK	220005	8,482	8,482	-	-	-	-	-	-	-	8,482
SIPHON & SLUDGET MAIN IMPROVEMENT	220027	95,911	-	-	95,911	-	-	-	-	-	95,911
I-8 UNENCASED TRANSMISSION MAIN CROSSING	221007	31,855	31,855	-	-	-	-	-	-	-	31,855
PROSPECT & MESA WATER MAIN LOWERING	221025	9,873	9,873	-	-	-	-	-	-	-	9,873
RW SANTEE LAKES INTERCONNECT	222002	13,227	-	13,227	-	-	-	-	-	-	13,227
VACTOR DUMP STATION	222008	24,367	-	-	24,367	-	-	-	-	-	24,367
EAST COUNTY SQUARE RESERVOIR COATING	222012	37,479	37,479	-	-	-	-	-	-	-	37,479
			-	-	-	-	-	-	-	-	
TOTALS		2,597,125	2,404,636	13,227	120,539	58,620	-	103	-	-	2,597,125
Developer Jobs		29,433	20,603	-	8,830	-	-	-	-	-	29,433
TOTALS		**2,626,558**	**2,425,239**	**13,227**	**129,369**	**58,620**	**-**	**103**	**-**	**-**	**2,626,558**

PADRE DAM MUNICIPAL WATER DISTRICT
OVERTIME REPORT
FOR THREE MONTHS ENDING SEPTEMBER 30, 2022

		Jul-22	Aug-22	Sep-22	Oct-22	Nov-22	Dec-22	Jan-23	Feb-23	Mar-23	Apr-23	May-23	Jun-23	YTD TOTAL	ANNUAL BUDGET
FINANCE:															
11	Accounting	$ 396	$ 363	$ 195	$ -	$ -	$ -	$ -	$ -	$ -	$ -	$ -	$ -	$ 954	$ 2,500
12	Customer Service	50	19	331	-	-	-	-	-	-	-	-	-	400	200
13	Meter Reading	-	280	326	-	-	-	-	-	-	-	-	-	606	300
19	Finance Administration	-	-	-	-	-	-	-	-	-	-	-	-	-	-
Total Finance		$ 446	$ 662	$ 852	$ -	$ -	$ -	$ -	$ -	$ -	$ -	$ -	$ -	$ 1,960	$ 3,000
ENGINEERING:															
31	Developer Projects	$ -	$ -	$ -	$ -	$ -	$ -	$ -	$ -	$ -	$ -	$ -	$ -	$ -	$ 350
34	District Projects	-	-	-	-	-	-	-	-	-	-	-	-	-	2,000
37	Inspection	258	765	1,946	-	-	-	-	-	-	-	-	-	2,969	25,000
39	Engineering Administration	-	-	-	-	-	-	-	-	-	-	-	-	-	-
Total Engineering		$ 258	$ 765	$ 1,946	$ -	$ -	$ -	$ -	$ -	$ -	$ -	$ -	$ -	$ 2,969	$ 27,350
OPERATIONS:															
41	System Operators	$ 2,736	$ 2,438	$ 5,221	$ -	$ -	$ -	$ -	$ -	$ -	$ -	$ -	$ -	$ 10,395	$ 30,000
43	Electrical	245	854	185	-	-	-	-	-	-	-	-	-	1,284	3,000
44	Warehouse Inventory	-	-	-	-	-	-	-	-	-	-	-	-	-	250
45	Mechanic	-	600	400	-	-	-	-	-	-	-	-	-	1,000	1,000
46	Valve Crew	579	528	2,179	-	-	-	-	-	-	-	-	-	3,286	8,000
47	Pump Station Maintenance	984	334	409	-	-	-	-	-	-	-	-	-	1,727	2,000
48	SCADA	186	754	512	-	-	-	-	-	-	-	-	-	1,452	1,000
49	Cathodic Coating/Maintenance	980	-	383	-	-	-	-	-	-	-	-	-	1,363	3,000
51	Plant Operations	114	375	1,243	-	-	-	-	-	-	-	-	-	1,732	10,000
52	Lab / Monitoring	160	-	496	-	-	-	-	-	-	-	-	-	656	1,000
53	Cross Connection	-	-	-	-	-	-	-	-	-	-	-	-	-	-
55	Wtr Recl	-	-	-	-	-	-	-	-	-	-	-	-	-	-
61	Facilities Maintenance	194	1,401	1,762	-	-	-	-	-	-	-	-	-	3,357	2,000
66	Industrial Compliance	-	-	-	-	-	-	-	-	-	-	-	-	-	-
71	Sewer Collector System Maint	4,167	3,087	3,068	-	-	-	-	-	-	-	-	-	10,322	20,000
72	Operating Contingency	-	-	3,666	-	-	-	-	-	-	-	-	-	3,666	-
73	Construction Crews	5,802	3,341	-	-	-	-	-	-	-	-	-	-	9,143	30,000
79	Field Operations Admin	-	-	-	-	-	-	-	-	-	-	-	-	-	-
Totals Operations		$ 16,147	$ 13,712	$ 19,524	$ -	$ -	$ -	$ -	$ -	$ -	$ -	$ -	$ -	$ 49,383	$ 111,250
HUMAN RESOURCES & SAFETY:															
92	Human Resources	$ -	$ -	$ -	$ -	$ -	$ -	$ -	$ -	$ -	$ -	$ -	$ -	$ -	$ -
95	Safety	-	-	-	-	-	-	-	-	-	-	-	-	-	-
16	Network	-	24	151	-	-	-	-	-	-	-	-	-	175	3,000
91	Communications	-	-	-	-	-	-	-	-	-	-	-	-	-	-
Total Human Resources & Safety		$ -	$ 24	$ 151	$ -	$ -	$ -	$ -	$ -	$ -	$ -	$ -	$ -	$ 175	$ 3,000
ADMINISTRATION:															
69	Administrative Services	$ -	$ -	$ -	$ -	$ -	$ -	$ -	$ -	$ -	$ -	$ -	$ -	$ -	$ -
93	Board & Board Support	-	-	-	-	-	-	-	-	-	-	-	-	-	-

PADRE DAM MUNICIPAL WATER DISTRICT
OVERTIME REPORT
FOR THREE MONTHS ENDING SEPTEMBER 30, 2022

	Jul-22	Aug-22	Sep-22	Oct-22	Nov-22	Dec-22	Jan-23	Feb-23	Mar-23	Apr-23	May-23	Jun-23	YTD TOTAL	ANNUAL BUDGET
99 General Management	-	-	-	-	-	-	-	-	-	-	-	-	-	-
Total Administration	$ -	$ -	$ -	$ -	$ -	$ -	$ -	$ -	$ -	$ -	$ -	$ -	$ -	$ -
PARK & CAMPGROUND:														
62 Day Use Recreation Svcs	$ 1,673	$ 1,065	$ 2,650	$ -	$ -	$ -	$ -	$ -	$ -	$ -	$ -	$ -	$ 5,388	$ 15,000
64 Campgrounds	-	-	-	-	-	-	-	-	-	-	-	-	-	-
Total Park & Campgrounds	$ 1,673	$ 1,065	$ 2,650	$ -	$ -	$ -	$ -	$ -	$ -	$ -	$ -	$ -	$ 5,388	$ 15,000
OTHER:														
80 AWP	$ -	$ 648	$ 1,236	$ -	$ -	$ -	$ -	$ -	$ -	$ -	$ -	$ -	$ 1,884	$ -
Total Park & Campgrounds	$ -	$ 648	$ 1,236	$ -	$ -	$ -	$ -	$ -	$ -	$ -	$ -	$ -	$ 1,884	$ -
GRAND TOTAL ALL DEPARTMENTS	$ 18,524	$ 16,876	$ 26,359	$ -	$ -	$ -	$ -	$ -	$ -	$ -	$ -	$ -	$ 61,759	$ 159,600

PADRE DAM MUNICIPAL WATER DISTRICT

MONTHLY TREASURER'S STATEMENTS

September 30, 2022

Notes to Treasurer's Statements . . . . . Page 13

Cash and Investment Summary . . . . . Page 14

Graph - Investments by Type - Market Value . . . . . Page 15

Graph - Major Investment Yield Comparison . . . . . Page 16

California Bank & Trust Loan and COP - Financial Requirements. . . Page 17

Glossary of Terms . . . . . Page 18

Padre Dam Municipal Water District
Notes to the Treasurer's Statements
as of 9/30/22

In September, there were several maturities and purchases of investments. Maturities included an FHMS K047 A1 note with a $4K par value and coupon rate of 2.827%, an FHMS K041 A1 note with a $7K par value and coupon rate of 2.720%, an FHLMC Multifamily Structured note with a $.5K par value and coupon rate of 2.454%, a TAOT 2019-B A3 note with a $23K par value and coupon rate of 2.570%, an Allya 2019-4 A3 note with a $9K par value and coupon rate of 1.840%, an HDMOT 2020-A A3 note with a $5K par value and coupon rate of 1.870%, a GMCar 2020-1 A3 note with a $5K par value and coupon rate of .350%, a TAOT 2020-A A3 note with a $20K par value and coupon rate of 1.660%, a NAROT 2020-B A3 note with a $10K par value and coupon rate of .550%, a HAROT 2020-1 A3 note with a $13K par value and coupon rate of 1.610%, a BMWOT 2020-A A3 note with a $5K par value and coupon rate of .480%, a Carmx 2020-3 A3 note with a $6K par value and coupon rate of .620%, a HART 2020-B A3 note with a $10K par value and coupon rate of .480%, a TAOT 2020-C A3 note with an $11K par value and coupon rate of .440%, a WOART 2020-B A3 note with a $3K par value and coupon rate of .630%, a GMCar 2020-3 A3 note with a $9K par value and coupon rate of .450%, a GMALT 2020-3 A3 note with a $10K par value and coupon rate of .450%, a VZOT 2020-A A1A note with an $8K par value and coupon rate of 1.850%, an FHLMC Multifamily Structured note with a $47K par value and coupon rate of 2.510%, a NALT 2020-B A3 note with a $13K par value and coupon rate of .430%, a TAOT 2020-D A3 note with a $5K par value and coupon rate of .350%, a GMCar 2020-4 A3 note with a $4K par value and coupon rate of .380%, an HAROT 2020-3 A3 note with a $13K par value and coupon rate of .370%, a Carmx 2020-1 A3 note with a $6K par value and coupon rate of 1.890%, an FHLMC Multifamily Structured note with a $.7K par value and coupon rate of 3.064%, a HART 2020-C A3 note with a $12K par value and coupon rate of .380%, a FordL 2021-A A3 note with a $12K par value and coupon rate of .260%, an MBALT 2021-A A3 note with a $7K par value and coupon rate of .250%, a GMALT 2021-1 A3 note with a $20K par value and coupon rate of .260%, a BMWLT 2021-1 A3 note with a $10K par value and coupon rate of .290%, Carmx2020-4 A3 note with a $7K par value and coupon rate of .500%, an HALST 2021-A A3 note with an $11K par value and coupon rate of .330%, a GMCar 2021-1 A3 note with a $5K par value and coupon rate of .350%, a VWALT 2020-A A3 note with a $14K par value and coupon rate of .390%, an FHMS K724 A2 note with a $.6K par value and coupon rate of 3.062%, a Carmx 2021-1 A3 note with a $4K par value and coupon rate of .340%, an MBALT 2020-B A3 note with a $5K par value and coupon rate of .400%, a Ford0 2021-A A3 note with an $11K par value and coupon rate of .300%, a VZOT 2020-B A note with a $34K par value and coupon rate of .470%, an Amazon.com Corporate note with a $55K par value and coupon rate of .400%, a US Treasury note with a $1.1M par value and coupon rate of .250%, a US Treasury note with a $550K par value and coupon rate of .250%, a Bristol-Myers Squibb Corporate note with an $165K par value and coupon rate of .537%, and a Bank of America Corporate note with a $270K par value and coupon rate of 3.855%. Purchases included a US Treasury note with a $1.6M par value and coupon rate of 3.125%, a Walmart Corporate note with a $215K par value and coupon rate of 3.900%, a Nestle Holding Corporate

note with a $150K par value and coupon rate of 4.000%, a Home Depot Corporate note with a $45K par value and coupon rate of 4.000%, and an NAROT 2022-B A3 note with a $255K par value and coupon rate of 4.460%.

Including proceeds from the issuance of the COP, about 26.8% of available cash is now in LAIF at an interest rate of 1.513%. LAIF balance at the end of the month was $24,882,685. Not including the proceeds from the issuance of the COP Loan, about 26.8% of available cash is in LAIF.

PFM managed funds of $53,295,823 had a yield to maturity at market of 4.089%, a yield to maturity at cost of 1.445% and an average duration of 1.72. Padre Dam MWD managed funds of $39,678,708 had a yield at cost of .977%. The total portfolio average time to maturity was 445 days. Not including the proceeds from the issuance of the COP Loan, the average time to maturity was 445 days.

The Dow closed at 28,725 at month end, about 2,785 points lower than it was at the end of last month. Treasury bond prices on shorter term maturities were higher from last month. The yield on the 30-year bond was higher from 3.294% to 3.779%. The yields on shorter-term bonds of 3 to 5 years were higher from the prior month. The Fed Funds Rate ranged between 3.00% and 3.25%.

All investments have been made in accordance with Padre Dam MWD Investment Policy. The Investment Summary provides documentation that Padre Dam MWD has sufficient funds to meet a minimum of six months pool's expenditure requirements, in compliance with Government Code, Section 53646.

PADRE DAM MUNICIPAL WATER DISTRICT

CASH & INVESTMENT SUMMARY

September 30, 2022

Purchase Date	Description/Issuer	Coupon Rate	YTM at Cost (September 30, 2022)	YTM at Mkt (September 30, 2022)	Par Value (September 30, 2022)	Original Cost (September 30, 2022)	Market Value (September 30, 2022)	Source of Valuation (September 30, 2022)	Accrued Interest (September 30, 2022)	Variance Cost to MV (September 30, 2022)	Actual % of Total Inv.	Board Authorized Limits	Maturity Date	Days To Maturity
PUBLIC FINANCIAL MGT MANAGED														
FEDERAL AGENCY SECURITIES														
02/25/20	3137BQ3B0 - FHLMC Multifamily Structured Notes	2.510%	1.780%	6.540%	311,371	317,378	310,296		651	(7,082)			11/25/22	56
02/26/20	3137BR3B8 - FHMS K041 A1	2.720%	2.180%	3.300%	108,634	111,124	107,510		246	(3,614)			08/25/24	695
02/25/20	3137BKN45 - FHMS K047 A1	2.827%	2.271%	3.570%	89,577	91,855	88,196		211	(3,659)			12/25/24	817
05/24/21	3137BKR55 - FHMS K067 A2 Notes	3.639%	3.190%	4.510%	540,000	543,459	524,411		1,498	(19,048)			05/01/25	944
09/06/22	3137BLAQ0 - FHLMC Series K0JR4A2 Notes	3.010%	3.771%	4.510%	330,000	323,210	317,227		828	(6,083)			07/01/25	1,005
08/06/22	3137BNGE4 - FHMS K053 A2 Notes	2.993%	3.366%	4.500%	310,000	306,428	296,201		774	(10,226)			12/01/25	1,158
03/04/20	3137BSPM7 - FHLMC Multifamily Structured Notes	2.414%	1.420%	4.110%	468,141	484,233	461,205		957	(23,028)			08/25/25	329
03/06/20	3137BTQ25 - FHMS K724 A2	3.062%	1.520%	4.180%	465,100	490,551	459,583		1,187	(30,970)			11/25/25	411
12/04/20	3137FQW42 - Freddie Mac Notes	0.250%	0.280%	4.330%	715,000	714,094	672,620		743	(41,474)			12/04/25	430
11/05/20	3137FQZ35 - Freddie Mac Notes	0.250%	0.280%	4.260%	290,000	289,739	277,632		292	(12,107)			11/04/25	402
05/21/21	3137FPFA6 - FHLMC Multifamily Structured Pass Notes	1.068%	3.000%	4.210%	543,128	543,940	532,145		1,387	(11,815)			08/01/25	671
04/06/21	912828T67 - US Treasury Notes	2.000%	0.375%	4.360%	470,000	493,335	453,163		3,934	(40,172)			04/30/24	578
04/06/21	912828T67 - US Treasury Notes	2.000%	0.375%	4.360%	470,000	493,335	453,163		3,934	(40,172)			04/30/24	578
06/07/21	912828P46 - US Treasury Notes	1.500%	0.440%	4.270%	800,000	828,625	758,250		5,022	(72,375)			10/31/24	762
01/05/21	912828X62 - Treasury Notes	0.060%	0.750%	4.310%	1,000,000	988,008	951,094		169	(36,914)			12/15/23	441
01/06/21	912828X62 - US Treasury Notes	0.115%	0.190%	4.310%	170,000	169,681	161,486		63	(7,995)			12/15/23	441
02/04/21	912828X62 - US Treasury Notes	0.115%	0.200%	4.310%	105,000	104,791	99,865		39	(4,926)			12/15/23	441
02/05/21	912828S92 - US Treasury Notes	0.125%	0.170%	4.340%	900,000	898,734	852,891		238	(45,844)			01/15/24	472
03/01/21	912828ZW2 - US Treasury Notes	0.125%	0.270%	4.350%	2,000,000	1,991,563	1,898,438		319	(93,125)			02/15/24	503
05/04/21	912828ZW2 - US Treasury Notes	0.125%	0.290%	4.350%	135,000	134,249	127,670		22	(6,579)			02/15/24	503
07/07/21	912828CC64 - US Treasury Notes	0.250%	0.470%	4.320%	2,285,000	2,270,272	2,133,619		1,686	(136,654)			06/15/24	624
08/05/21	912828CL5 - US Treasury Notes	0.375%	0.310%	4.280%	1,700,000	1,702,391	1,588,844		1,351	(113,547)			07/15/24	654
09/03/21	912828CT6 - US Treasury Notes	0.375%	0.410%	4.300%	1,500,000	1,498,242	1,395,000		718	(103,242)			08/15/24	685
10/06/21	912828CX7 - US Treasury Notes	0.375%	0.500%	4.290%	1,000,000	996,250	927,188		166	(69,063)			09/15/24	716
11/04/21	912828D84 - US Treasury Notes	0.625%	0.790%	4.280%	755,000	751,284	701,878		2,179	(49,406)			10/15/24	746
12/03/21	912828DM0 - US Treasury Notes	0.500%	0.590%	4.320%	2,500,000	2,495,703	2,292,188		4,291	(203,516)			11/30/23	426
01/05/22	912828DN8 - US Treasury Notes	0.000%	1.010%	4.280%	1,100,000	1,099,270	1,024,719		3,246	(74,551)			12/15/24	807
02/03/22	912828ZD5 - US Treasury Notes	1.125%	1.390%	4.310%	165,000	163,750	153,658		393	(10,093)			02/15/25	838
02/15/22	912828ZD5 - US Treasury Notes	1.125%	1.800%	4.310%	800,000	784,813	745,000		1,908	(39,813)			02/15/25	838
04/01/22	912828ZQ8 - US Treasury Notes	2.750%	2.810%	4.290%	1,950,000	1,944,363	1,874,266		20,255	(68,098)			05/15/25	958
07/06/22	912828ZL1 - US Treasury Notes	0.875%	2.860%	4.280%	1,200,000	1,200,469	1,157,250		10,180	(43,219)			06/15/25	989
08/05/22	912828ZZ5 - US Treasury Notes	3.000%	3.070%	4.280%	1,900,000	1,896,438	1,816,469		12,081	(79,969)			07/15/25	1,019
09/06/22	912828T56 - US Treasury Notes	3.125%	3.540%	4.270%	1,400,000	1,391,375	1,351,000		6,186	(40,375)			08/15/25	1,050
Sub-Totals			1.350%	4.327%	28,956,061	28,980,067	27,538,537	PFM	86,982	(1,441,530)	29.6%	No Limit		699
MEDIUM TERM NOTES / COMMERCIAL PAPER / OTHER														
12/11/19	02007TAC9 - Ally ev 2019-4 A3	1.840%	1.840%	2.010%	35,458	35,401	35,358		29	(93)			06/15/24	624
05/21/21	023135BW5 - Amazon Corporate Notes	0.450%	0.500%	4.470%	310,000	309,514	300,156		556	(19,376)			05/12/24	590
04/15/21	023135CE6 - Amazon Corporate Notes	3.000%	3.060%	4.500%	215,000	214,658	207,367		1,010	(7,291)			04/13/25	926
11/03/21	025816CG2 - American Express Corp Notes	2.500%	1.145%	4.940%	215,000	222,697	205,904		911	(16,793)			07/30/24	669
12/05/21	025816CG2 - American Express Corp Notes	2.500%	1.770%	4.940%	150,000	154,800	143,814		635	(11,146)			07/30/24	669
03/09/21	02665WEH4 - American Honda Finance Corporate Notes	0.750%	0.770%	4.760%	180,000	179,881	167,317		195	(12,564)			08/09/24	678
01/13/22	02665WAM6 - American Honda Finance Corporate Notes	0.000%	1.530%	4.850%	225,000	224,822	208,853		731	(15,967)			01/13/25	836
05/28/21	046390BA7 - Assurance Finance Corporate Notes	0.700%	0.700%	4.710%	285,000	284,974	266,959		682	(18,015)			05/28/24	606
08/13/21	055380BU8 - BMW US Capital Corporate Notes	0.750%	0.750%	4.960%	75,000	74,993	69,441		77	(5,552)			08/13/24	682
04/01/21	055380BZ7 - BMW US Capital Corporate Notes	1.250%	3.280%	5.070%	360,000	338,890	333,219		2,600	(6,631)			04/01/25	914
03/03/21	05591MAC8 - BMW FS 2021-1 A3 Notes	0.000%	0.290%	1.090%	67,653	67,651	66,944		3	(707)			01/25/24	482
03/24/21	05591QAD2 - BMW Vehicle Owner Trust Corporate Notes	0.710%	0.710%	0.710%	300,000	299,963	291,357		94	(8,606)			02/25/24	511
07/26/21	06051GJR1 - Bank of America Corp Notes	3.458%	1.550%	4.460%	260,000	277,644	251,797		400	(25,846)			03/15/24	897
04/22/21	06051GJS1 - Bank of America Corp Notes	0.976%	0.980%	3.900%	140,000	140,000	130,114		603	(9,886)			04/22/25	935
10/21/21	06406RAM7 - Bank Of NY Mellon Corp Notes	0.350%	0.970%	4.930%	130,000	128,443	124,287		941	(4,156)			04/24/25	937
10/25/21	06406RAN5 - Bank of NY Mellon Corp Notes	0.850%	0.870%	4.770%	370,000	369,760	341,717		1,363	(28,043)			10/25/24	756
04/26/22	06406RAB2 - Bank of NY Mellon Corporate Notes	3.350%	3.360%	4.820%	325,000	324,955	312,597		4,688	(11,357)			04/25/25	938
07/15/20	09661AAE3 - BMWOT 2020-A A4 Notes	0.480%	0.480%	1.110%	44,063	44,059	43,495		4	(564)			10/25/24	756
09/15/21	09690AAC7 - MINIOT 2021-2 A3 Notes	0.330%	0.330%	1.470%	140,000	139,986	133,877		8	(6,108)			12/26/24	818
08/06/20	13063TWQ8 - CA State Dept Water Reservoir Water Tax	0.349%	0.350%	2.190%	75,000	75,000	74,640		87	(360)			12/01/22	62
08/06/20	13063TWR2 - CA State Dept Water Reservoir Water Tax	0.414%	0.410%	4.610%	40,000	40,000	38,109		55	(1,891)			12/01/23	427
08/10/21	14030G6J6 - COPar 2022-2 A3 Notes	4.144%	4.144%	4.190%	170,000	169,988	166,240		277	(3,748)			05/17/27	1,690
11/16/21	14041NAP0 - COMET 2021-A3 A3 Notes	1.846%	1.846%	2.850%	305,000	304,958	283,553		141	(21,405)			11/16/26	1,508
03/30/22	14041NAP0 - Comet 2022-A A3 Notes	2.800%	2.800%	3.760%	425,000	424,948	408,330		529	(16,618)			03/15/27	1,627
04/21/21	14315KAC8 - Carmx 2021-2 A3 Notes	0.510%	0.510%	1.480%	135,000	134,971	130,708		31	(4,263)			02/17/26	1,236
07/21/20	14315YAD9 - Carmx 2020-3 A3 Notes	0.630%	0.630%	1.360%	67,144	67,135	66,344		19	(1,191)			03/17/25	899
01/21/20	14315XAC2 - Carmax Auto Owner Trust	1.890%	1.890%	2.130%	64,582	64,569	63,972		54	(597)			12/15/24	807
10/21/20	14315VAC6 - Carmx 2020-A A3 Notes	0.500%	0.500%	1.410%	111,632	111,607	108,765		25	(2,842)			09/15/25	1,050
01/27/21	14316NAC3 - Carmx 2021-1 A3 Notes	0.340%	0.340%	1.420%	79,496	79,490	76,808		12	(2,673)			12/15/25	1,172
07/28/21	14317DAC4 - Carmx 2021-3 A3	0.550%	0.550%	1.880%	345,000	344,943	328,616		84	(16,328)			06/15/26	1,354
10/26/21	14317JAC1 - Carmax Auto Owner Notes	0.730%	0.730%	1.960%	300,000	299,941	285,312		97	(14,629)			04/18/26	1,295
07/19/22	14318MAD1 - Carmx 2022-3 A3 Notes	3.970%	3.970%	4.340%	210,000	209,995	206,829		371	(3,166)			04/15/27	1,658
05/17/21	14913R2L0 - Caterpillar Financial Services Notes	0.450%	0.500%	4.600%	280,000	279,625	261,939		469	(17,686)			05/17/24	595
08/11/22	14913Q2Z9 - Caterpillar Financial Services Corporate N	3.650%	3.690%	4.730%	145,000	144,825	140,817		720	(3,997)			08/12/25	1,047
05/03/21	172246AP5 - Cititax Corporate Notes	3.450%	3.460%	4.760%	115,000	114,975	111,378		1,631	(3,595)			05/01/25	944
10/06/20	172967FJ1 - Citigroup Corp Notes	3.750%	0.850%	4.480%	180,000	198,936	177,276		1,969	(21,660)			06/16/24	623
05/04/21	172967MB6 - Citigroup Corpo Notes	0.981%	0.980%	4.040%	95,000	95,000	87,919		388	(7,071)			05/01/25	944
01/25/22	172271CA0 - Citigroup Inc Corporate Notes	0.000%	2.010%	4.680%	65,000	65,000	59,729		245	(5,271)			01/25/26	1,213
08/09/21	19416QEM5 - Colgate Palmolive Corporate Notes	3.100%	3.130%	4.480%	55,000	54,949	52,968		246	(1,982)			08/15/25	1,050
04/15/20	20030NCM2 - Comcast Notes	0.970%	1.200%	4.830%	175,000	171,797	172,085		2,986	(19,622)			04/15/24	563
12/01/21	20030NCK0 - Comcast Corp Notes	3.700%	1.130%	4.830%	150,000	158,990	147,501		2,559	(11,488)			04/15/24	563
06/21/20	20772TAV2 - CT State Go Bonds	2.000%	1.860%	4.330%	15,000	15,090	14,743		75	(347)			07/01/24	274
01/12/22	21688AAK1 - Cooperatieve Rabobank Corporate Notes	0.000%	1.480%	5.100%	420,000	418,736	386,737		1,299	(31,999)			01/20/25	810
08/18/22	2253J6AZ8 - Credit Agricole CIB Int'l CD	4.100%	4.070%	4.070%	400,000	400,000	400,000		1,983	-			08/16/24	686
03/15/21	22533USE2 - Credit Suisse New York CD	0.000%	0.590%	4.300%	420,000	420,000	412,814		1,363	(7,186)			03/17/23	168
12/06/19	2324V2ZT1 - DNB Bank ASA/NY CD	2.040%	2.020%	3.450%	540,000	540,000	538,504		3,703	(1,496)			12/02/22	63
03/04/21	24422ERN6 - John Deere Capital Corp Notes	0.000%	0.480%	4.570%	220,000	218,844	208,708		204	(11,144)			01/17/24	474
06/15/21	24422EQ58 - John Deere Corporate Notes	0.450%	0.450%	4.400%	55,000	54,918	50,868		53	(4,051)			06/07/24	616
09/10/21	24422EQ58 - John Deere Capital Corporate Notes	0.625%	0.650%	4.320%	45,000	44,971	41,697		16	(3,274)			06/10/24	711
08/09/21	24422EQ74 - John Deere Capital Corporate Notes	0.900%	0.910%	4.250%	65,000	64,974	61,011		194	(3,963)			08/08/24	677
08/04/22	254683CM3 - DCENT 2022-A3 A3 Notes	3.560%	3.560%	4.300%	345,000	344,957	333,647		546	(11,310)			07/15/27	1,749
04/05/22	30231GAF9 - Exxon Mobil Corporate Notes	2.709%	2.860%	4.760%	190,000	189,204	181,132		357	(8,072)			03/06/25	888
09/16/20	342271JK6 - FL State Board of Admin Taxable Revenue	1.258%	1.260%	4.480%	130,000	130,000	122,545		425	(11,455)			07/01/25	1,005
04/12/21	34528QAC2 - Fendi 2021-A A3 Notes	0.000%	0.290%	2.650%	140,000	139,983	133,274		80	(6,709)			06/15/24	1,206
10/21/21	34532MAC9 - Fordf 2021-A A3 Notes	0.300%	0.300%	1.350%	165,764	165,750	160,878		22	(4,872)			08/15/25	1,050
01/25/21	34532QAC2 - FORDL 2021-1 A3 Notes	0.260%	0.260%	0.560%	52,465	52,458	52,251		6	(207)			02/15/24	503
10/21/21	362554AC1 - GMCar 2021-4 A3 Notes	0.680%	0.680%	2.170%	155,000	154,997	127,154		38	(7,843)			09/16/24	1,447
09/29/20	362594QC9 - GMALT 2020-3 A3	0.450%	0.450%	0.610%	14,310	13,539	13,531		2	(8)			08/21/23	325
04/13/22	362585AC2 - GMCar 2022-2 A3 Notes	3.100%	3.100%	3.800%	140,000	139,971	135,746		181	(4,225)			02/16/27	1,600
01/25/20	362590AC6 - GMCAR 2020-1 A3	1.840%	1.850%	2.130%	33,352	33,345	33,170		26	(175)			09/16/24	717
08/20/20	362590AC6 - GMCAR 2020-3 A3 Notes	0.450%	0.410%	1.390%	118,042	118,909	116,015		22	(2,894)			04/16/25	929
10/14/20	362604QC8 - GMCAR 2020-4 A3 Notes	0.380%	0.380%	1.240%	67,101	67,087	65,463		11	(1,622)			08/18/25	1,053
01/05/21	362611AC5 - GMCAR 2021-1 A3 Notes	0.350%	0.350%	1.340%	87,755	87,741	85,171		13	(2,571)			01/21/26	1,112
02/24/21	362619AC2 - GMALT 2021-1 A3 Notes	0.260%	0.260%	0.940%	119,154	119,144	118,044		9	(1,098)			01/20/24	508
07/21/21	380146AC7 - GMCar 2021-3 A3	0.480%	0.480%	1.760%	215,000	214,997	205,115		43	(9,832)			09/16/25	1,351
05/26/21	380144AC9 - GMALT 2021-2 A3 Notes	0.340%	0.350%	1.221%	209,998	209,965	206,959		22	(3,007)			05/20/24	598
01/05/22	380146AC7 - GMCar 2022-1 A3 Notes	0.000%	1.160%	2.480%	220,000	218,990	214,239		63	(5,758)			11/16/26	1,508
11/21/21	38141EC23 - Goldman Sachs Group Bonds	3.850%	1.380%	5.070%	100,000	106,362	97,957		888	(8,405)			07/08/24	647
11/03/20	38141GXZ2 - Goldman Sachs Group Notes	3.691%	1.090%	4.230%	185,000	195,080	183,611		433	(11,469)			06/05/25	979
10/28/21	38141GXZ2 - Goldman Sachs Group Notes	0.627%	0.610%	1.290%	185,000	185,000	183,611		433	(1,378)			11/17/23	413
03/08/21	38141EC23 - Goldman Sachs Group Notes	0.000%	0.470%	2.530%	135,000	135,000	131,861		58	(3,139)			03/08/24	525
05/24/22	404280BT6 - HSBC USA Inc Corporate Notes	3.064%	3.750%	5.180%	400,000	399,994	391,011		5,292	(8,973)			03/24/26	642
01/26/22	412828AD6 - HOMOT 2022-A A3	2.350%	1.870%	2.040%	21,179	21,175	21,109		18	(66)			02/15/27	1,599
04/26/22	412828AD6 - HOMOT 2022-A A3 Notes	3.690%	3.060%	3.900%	225,000	224,943	217,388		306	(7,577)			02/15/27	1,599
03/28/22	437076TM2 - Home Depot Corporate Notes	2.700%	2.760%	4.660%	40,000	39,930	38,136		549	(1,794)			04/15/25	928
03/09/21	43813JAC1 - HAROT 2021-2 A3 Notes	0.640%	0.640%	1.580%	210,000	209,992	202,629		31	(7,363)			03/20/25	1,066
09/29/20	43813KAC6 - HAROT 2020-3 A3	0.370%	0.370%	1.470%	131,675	131,653	148,307		20	(3,346)			10/18/24	749
04/14/21	43813KAC6 - HAROT 2021-1 A3	0.410%	0.410%	1.410%	155,000	154,961	151,833		28	(3,128)			10/18/24	749
02/15/22	43815BAC6 - HAROT 2022-1 A3 Notes	1.880%	1.880%	2.110%	265,000	264,980	253,893		221	(11,087)			05/21/26	1,327
11/04/21	43815GAC3 - HAROT 2021-4 A3 Notes	0.860%	0.890%	2.530%	160,000	159,968	151,642		24	(8,326)			01/21/26	1,209
03/09/21	43815J0B2 - Honeywell Corp Notes	0.900%	0.910%	4.570%	130,000	127,415	124,184		608	(13,240)			08/01/25	975
01/05/22	44045QAD5 - Hormel Food Corporate Notes	0.650%	1.980%	4.630%	215,000	208,694	201,360		458	(7,335)			06/03/24	612
10/26/20	44891RAC4 - Hyundai Auto Rec 2020-C A3 Notes	0.380%	0.390%	1.300%	167,541	167,501	163,568		28	(3,934)			05/15/25	958
01/05/21	44891TAC5 - HALOT 2021-1A A3 Notes	0.330%	0.330%	0.900%	65,834	65,825	65,349		10	(476)			01/16/24	473
06/16/21	44891VAC1 - HALOT 2021-A A3 Notes	0.330%	0.330%	1.750%	215,000	214,968	208,818		32	(5,149)			06/17/24	626
03/16/22	44897TAD0 - Hyst 2022-A A3 Notes	2.220%	2.220%	2.340%	315,000	314,988	302,805		311	(12,183)			10/15/26	1,479
07/21/20	44933FAC2 - Hyst 2020-B A3 Notes	0.480%	0.480%	1.090%	82,763	82,747	81,653		18	(1,094)			02/16/24	808
04/28/21	44933LAC7 - Hyst 2021-A A3 Notes	0.380%	0.380%	1.580%	115,000	114,988	110,011		19	(4,977)			09/15/25	1,081
03/31/21	44933NAC5 - HALOT 2021-C A3 Notes	0.390%	0.390%	2.250%	225,000	224,980	216,945		38	(8,035)			08/16/24	717
04/06/22	458140AB0 - Intel Corporate Notes	3.700%	2.950%	4.720%	75,000	76,760	72,985		478	(3,775)			07/29/25	1,033
10/05/20	458140BD1 - Intel Corp Notes	2.875%	0.560%	4.630%	150,000	162,380	145,937		1,677	(16,442)			05/11/24	589
03/10/21	458140BP4 - Intel Corporate Notes	3.400%	2.400%	4.760%	185,000	190,182	179,180		105	(11,202)			03/25/25	907
09/13/21	45818WDZ8 - Inter-American Development Bank Notes	0.500%	0.510%	4.310%	1,095,000	1,094,199	1,010,538		122	(77,652)			09/23/24	724
11/24/20	459058JM6 - International Bank Recon & Development	0.250%	0.310%	4.310%	380,000	379,183	362,889		335	(16,294)			11/24/23	420
08/06/20	459200HU8 - IBM Corp Notes	3.631%	0.470%	4.800%	250,000	277,440	246,143		3,234	(31,298)			02/15/24	500
07/27/21	459200GX9 - IBM Corp Corporate Notes	4.000%	4.060%	4.790%	130,000	130,000	127,302		924	(2,698)			07/27/25	1,031
03/07/22	459200HJ3 - IBM Int'l Corp Corp & Corp Notes	3.300%	3.360%	4.680%	190,000	189,772	181,215		1,742	(8,557)			05/15/27	1,687
06/16/20	46647PBJ4 - JP Morgan Notes	3.625%	1.630%	4.080%	60,000	67,193	59,755		735	(2,756)			09/16/24	717
01/16/21	46647PBY1 - JP Morgan Chase & Co. Notes	0.563%	0.560%	3.450%	170,000	170,000	158,895		120	(11,105)			02/16/25	870
06/01/21	46647PCV7 - JPMorgan Corp Notes	0.824%	0.820%	1.780%	155,000	155,000	143,469		426	(11,540)			06/01/25	975
02/24/22	46647PCV6 - JP Morgan Stanley Corp Notes	2.595%	2.600%	4.890%	110,000	110,000	102,173		293	(7,827)			02/24/26	1,243
04/26/22	46647PCZ7 - JPMorgan Chase Corporate Notes	4.080%	2.380%	5.250%	205,000	205,000	197,277		3,681	(7,723)			04/26/26	1,304
04/14/21	500157TAC5 - KCOT 2021-1A A3 Notes	0.620%	0.620%	2.440%	185,000	184,962	175,645		51	(9,318)			08/15/25	1,050
01/21/22	501117AC8 - KCOT 2022-1A A3 Notes	2.670%	2.670%	4.060%	220,000	219,984	208,653		261	(11,331)			10/15/26	1,479
07/28/21	501117AG2 - KCOT 2021-2A A3	0.560%	0.560%	2.890%	155,000	154,994	144,191		39	(10,803)			11/17/25	1,144
11/10/20	5439286TH9 - Los Angeles CCD Ca Taxable Go Bond	0.440%	0.440%	4.360%	135,000	135,000	130,764		100	(4,236)			08/01/23	305
09/25/20	58769DAC2 - MBALT 2020-B A3	0.400%	0.400%	0.810%	25,302	25,301	25,185		5	(116)			11/15/23	411
01/27/21	58770GAC6 - MBALT 2021-A A3 Notes	0.250%	0.250%	1.120%	67,658	67,658	66,909		8	(749)			01/16/24	473
03/09/21	589339W86 - Merck Corporate Notes	2.750%	0.940%	4.610%	130,000	139,027	124,640		106	(14,388)			02/10/25	864
08/25/20	604126AD9 - MR Ca Taxable Go Bonds	0.400%	0.370%	4.110%	335,000	335,261	324,768		223	(10,494)			08/01/23	305
10/06/20	61746BDQ6 - Morgan Stanley Corp Notes	3.875%	0.470%	5.000%	170,000	187,881	167,119		2,781	(20,762)			04/29/24	577
02/18/21	61747YDM2 - Morgan Stanley Corporate Notes	2.630%	2.630%	4.860%	165,000	165,000	153,647		518	(11,353)			02/18/26	1,237
06/09/21	63254AA29 - National Australia Corporate Notes	3.500%	3.500%	4.950%	290,000	290,000	279,486		3,158	(10,514)			06/09/25	983
02/07/22	63759YAF1 - National Rural Util Coop Corporate Notes	0.000%	1.880%	4.800%	110,000	109,997	102,908		309	(7,088)			02/07/25	861
05/04/22	63759YAF1 - National Rural Util Coop Corporate Notes	3.450%	3.460%	4.890%	60,000	59,984	57,830		845	(2,154)			06/15/25	989
03/09/21	64462EAD0 - NJ TPA Build Broadband Revenue Notes	0.847%	0.850%	4.800%	100,000	100,000	97,159		94	(2,841)			06/01/24	609
03/04/21	64461XDB0 - NJ TPA Build Broadband Municipal Notes	0.897%	0.900%	4.800%	115,000	115,000	108,127		258	(6,873)			06/01/24	609
11/15/20	650036DB4 - NY State Urban Development Taxable Bon	0.480%	0.480%	3.840%	120,000	120,000	118,182		144	(1,818)			03/15/23	166
12/15/20	650036DQ2 - NY State Urban Development Taxable Bon	0.610%	0.610%	4.290%	575,000	575,000	551,759		583	(23,241)			03/15/24	532
06/30/20	654706QA0 - NISCO 2020-B A3	0.550%	0.550%	1.090%	74,765	74,763	74,047		18	(716)			07/15/24	654
09/29/20	654808AD3 - Nuti 2020-B A3	0.430%	0.430%	0.690%	33,604	33,601	33,513		6	(88)			10/16/23	381
08/09/21	69371RR40 - PACCAR Financial Corporate Notes	0.500%	0.510%	4.570%	145,000	144,922	134,587		105	(10,334)			08/09/24	679
11/08/21	69371RR57 - PACCAR Financial Corporate Notes	0.900%	0.900%	4.710%	275,000	274,984	254,246		983	(20,737)			11/08/24	770
03/09/21	713448CT6 - Pepsi Corporate Notes	0.000%	1.010%	4.610%	130,000	139,100	124,154		1,500	(14,946)			04/01/25	916
03/10/22	771196BZ8 - Roche Holdings Corporate Notes	2.121%	2.130%	4.610%	460,000	460,000	431,890		572	(26,110)			03/10/25	892
03/18/21	808513BN4 - Charles Schwab Corp Notes	0.750%	0.770%	4.570%	175,000	174,913	165,610		47	(9,293)			03/18/24	535
02/22/22	857477BB6 - State Street Corporate Notes	2.901%	2.380%	4.670%	360,000	367,247	339,610		29	(27,637)			03/30/26	1,277
02/07/22	857477BR3 - State Street Corporate Notes	1.746%	1.750%	4.140%	125,000	125,000	113,665		393	(9,335)			02/06/26	1,225
03/10/22	867914U81 - Suntrust Banks Corporate Notes	4.000%	2.690%	5.140%	200,000	207,844	194,543		3,333	(13,301)			05/01/25	944
11/09/21	87612EBD7 - Target Corporate Notes	3.500%	1.040%	4.610%	180,000	191,275	176,654		1,575	(14,622)			07/01/24

PADRE DAM MUNICIPAL WATER DISTRICT

CASH AND INVESTMENT SUMMARY (Total)

September 30, 2022

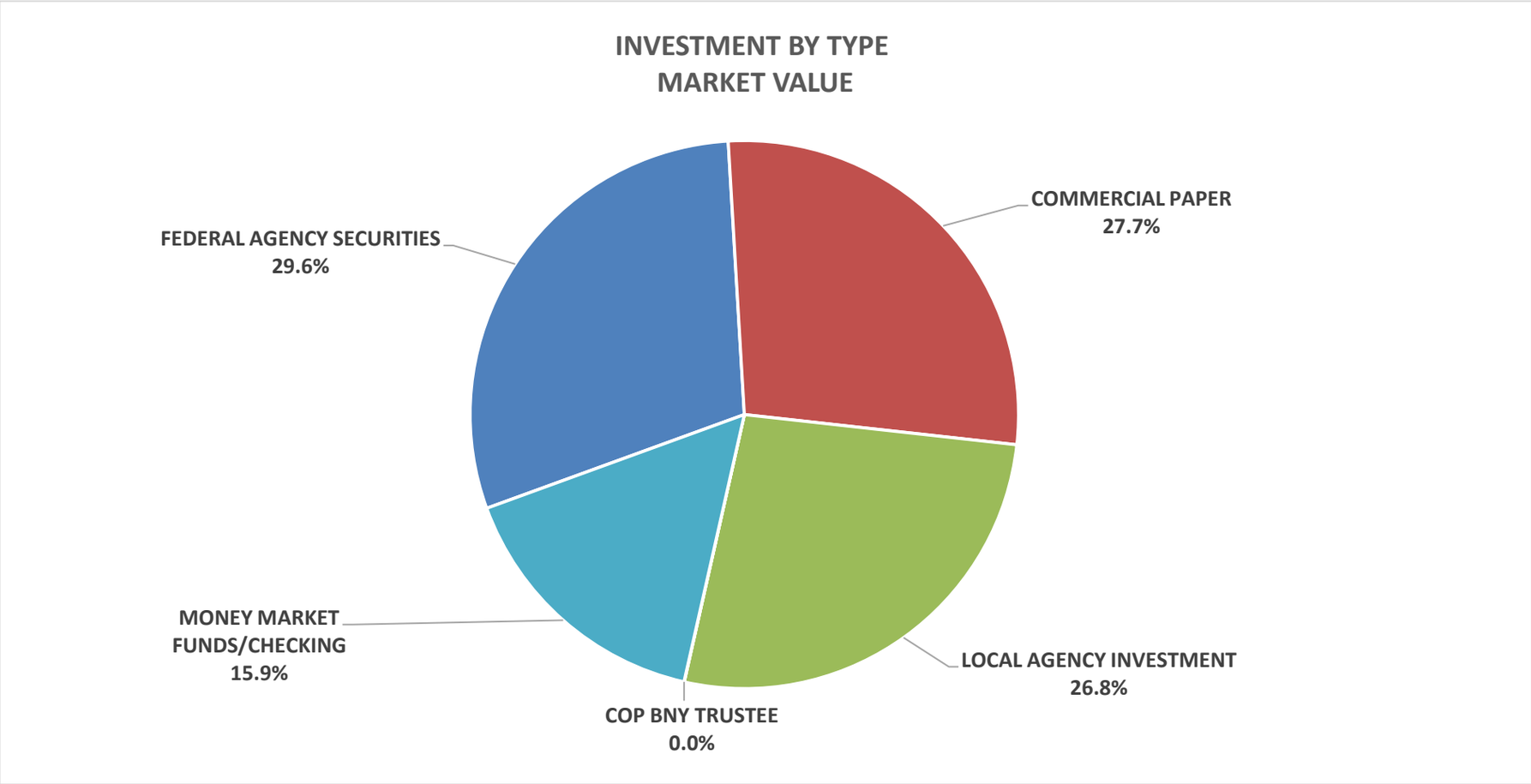

PADRE DAM MUNICIPAL WATER DISTRICT

CASH AND INVESTMENT SUMMARY (excluding COP Funds)

September 30, 2022

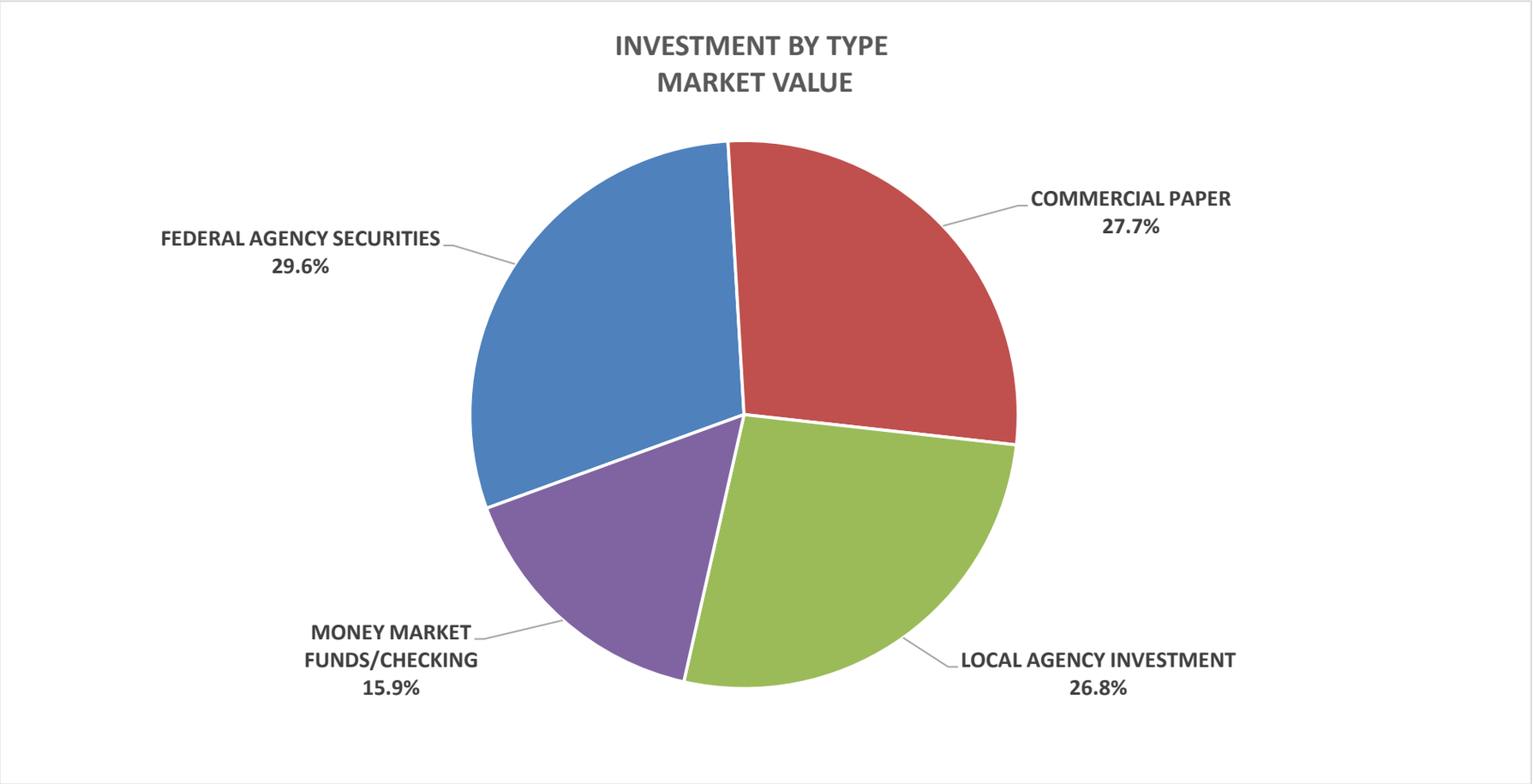

PADRE DAM MUNICIPAL WATER DISTRICT

MAJOR INVESTMENT YIELD COMPARISONS

September 30, 2022

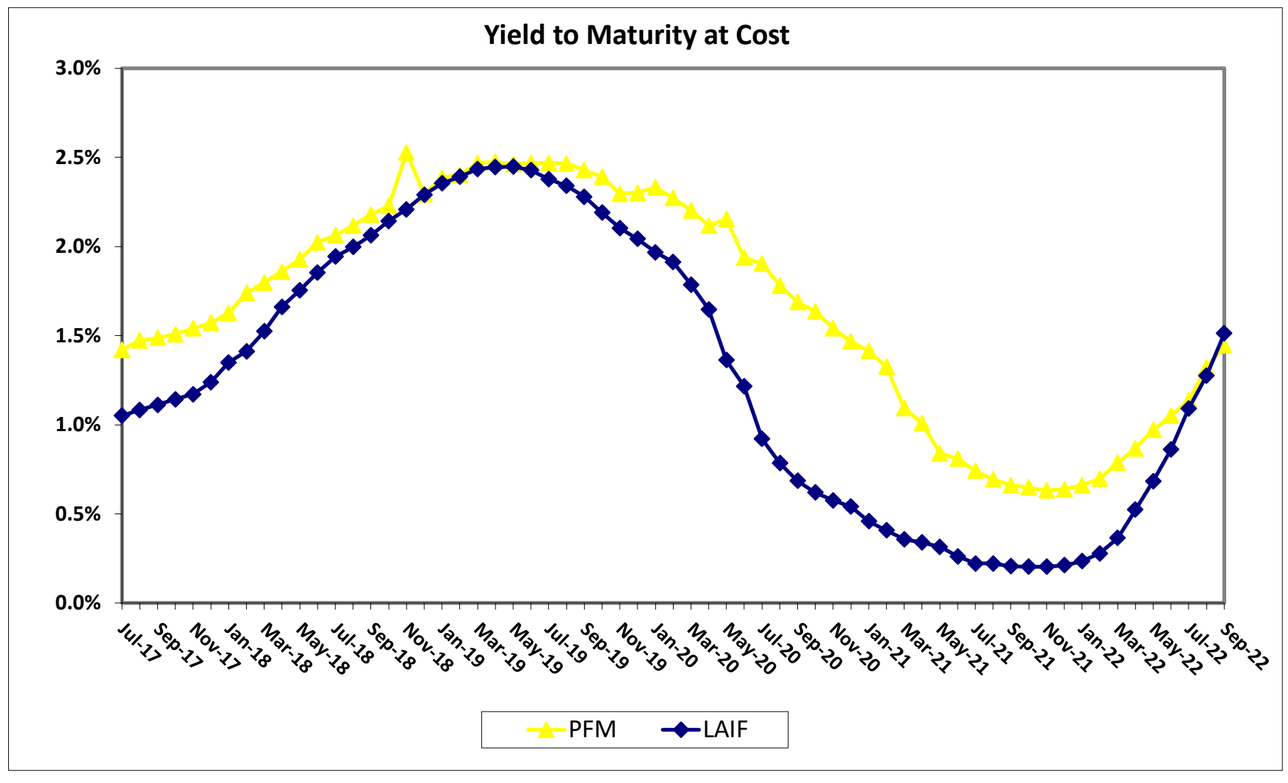

Month-Year	L. A. I. F.		P . F. M.	
	BALANCE	INTEREST	BALANCE	INTEREST
		Yield at Cost		Yield at Cost
Jul-17	21,289,692	1.051%	44,391,070	1.420%
Aug-17	21,289,692	1.084%	44,396,325	1.473%
Sep-17	21,289,692	1.111%	44,272,825	1.487%
Oct-17	21,347,314	1.143%	44,313,186	1.509%
Nov-17	21,347,314	1.172%	44,253,033	1.541%
Dec-17	21,347,314	1.239%	44,205,616	1.572%
Jan-18	21,412,123	1.350%	44,005,991	1.628%
Feb-18	21,412,123	1.412%	48,490,565	1.740%
Mar-18	21,412,123	1.524%	50,144,954	1.798%
Apr-18	21,491,789	1.661%	50,163,995	1.860%
May-18	21,491,789	1.755%	50,333,062	1.928%
Jun-18	21,451,533	1.854%	50,284,723	2.025%
Jul-18	21,593,770	1.944%	50,276,085	2.063%
Aug-18	21,593,770	1.998%	50,495,801	2.118%
Sep-18	21,593,770	2.063%	50,492,188	2.179%
Oct-18	21,711,096	2.144%	50,081,570	2.229%
Nov-18	21,711,096	2.208%	50,403,161	2.527%
Dec-18	23,711,096	2.291%	52,009,584	2.292%
Jan-19	23,844,790	2.355%	52,177,542	2.388%
Feb-19	23,844,790	2.392%	52,312,298	2.401%
Mar-19	23,844,790	2.436%	52,614,379	2.470%
Apr-19	23,994,373	2.445%	52,810,640	2.474%
May-19	23,994,373	2.449%	53,040,905	2.464%
Jun-19	23,997,900	2.428%	53,371,111	2.468%
Jul-19	24,147,700	2.379%	53,463,523	2.470%
Aug-19	24,147,700	2.341%	53,800,684	2.467%
Sep-19	24,147,700	2.280%	53,748,236	2.428%
Oct-19	24,296,442	2.190%	54,529,591	2.391%
Nov-19	24,296,442	2.103%	53,950,559	2.296%
Dec-19	24,296,442	2.043%	53,751,689	2.302%
Jan-20	24,436,019	1.967%	54,346,404	2.332%
Feb-20	24,436,019	1.912%	54,731,432	2.272%
Mar-20	24,436,019	1.787%	54,773,424	2.203%
Apr-20	24,559,001	1.648%	55,444,872	2.118%
May-20	24,559,001	1.363%	55,484,963	2.154%
Jun-20	24,559,001	1.217%	55,699,351	1.938%
Jul-20	24,648,612	0.920%	55,910,230	1.904%
Aug-20	24,648,612	0.784%	55,861,808	1.780%
Sep-20	24,648,612	0.685%	55,865,333	1.689%
Oct-20	24,700,953	0.620%	55,918,641	1.636%
Nov-20	24,700,953	0.576%	55,972,540	1.542%
Dec-20	24,700,953	0.540%	55,979,563	1.467%
Jan-21	24,740,008	0.458%	55,998,783	1.414%
Feb-21	24,740,008	0.407%	56,100,840	1.326%
Mar-21	24,740,008	0.357%	55,950,614	1.093%
Apr-21	24,767,036	0.339%	56,083,434	1.010%
May-21	24,767,036	0.315%	56,208,844	0.839%
Jun-21	24,769,091	0.262%	56,084,221	0.810%
Jul-21	24,787,258	0.221%	56,237,330	0.742%
Aug-21	24,787,258	0.221%	55,972,110	0.694%
Sep-21	24,787,258	0.206%	56,196,707	0.661%
Oct-21	24,802,351	0.203%	55,952,540	0.648%
Nov-21	24,802,351	0.203%	55,773,046	0.631%
Dec-21	24,802,351	0.212%	55,671,686	0.638%
Jan-22	24,816,630	0.234%	55,594,357	0.661%
Feb-22	24,816,630	0.278%	54,741,282	0.697%
Mar-22	24,816,630	0.365%	54,577,141	0.787%
Apr-22	24,836,186	0.523%	54,337,062	0.868%
May-22	24,836,186	0.684%	54,857,020	0.971%
Jun-22	24,516,431	0.861%	53,951,123	1.051%
Jul-22	24,882,685	1.090%	54,453,919	1.136%
Aug-22	24,882,685	1.276%	54,114,841	1.322%
Sep-22	24,882,685	1.513%	53,295,823	1.445%

PADRE DAM MUNICIPAL WATER DISTRICT

PFM Performance vs Merrill Lynch 1 to 3 Yr Treasury Index

September 30, 2022

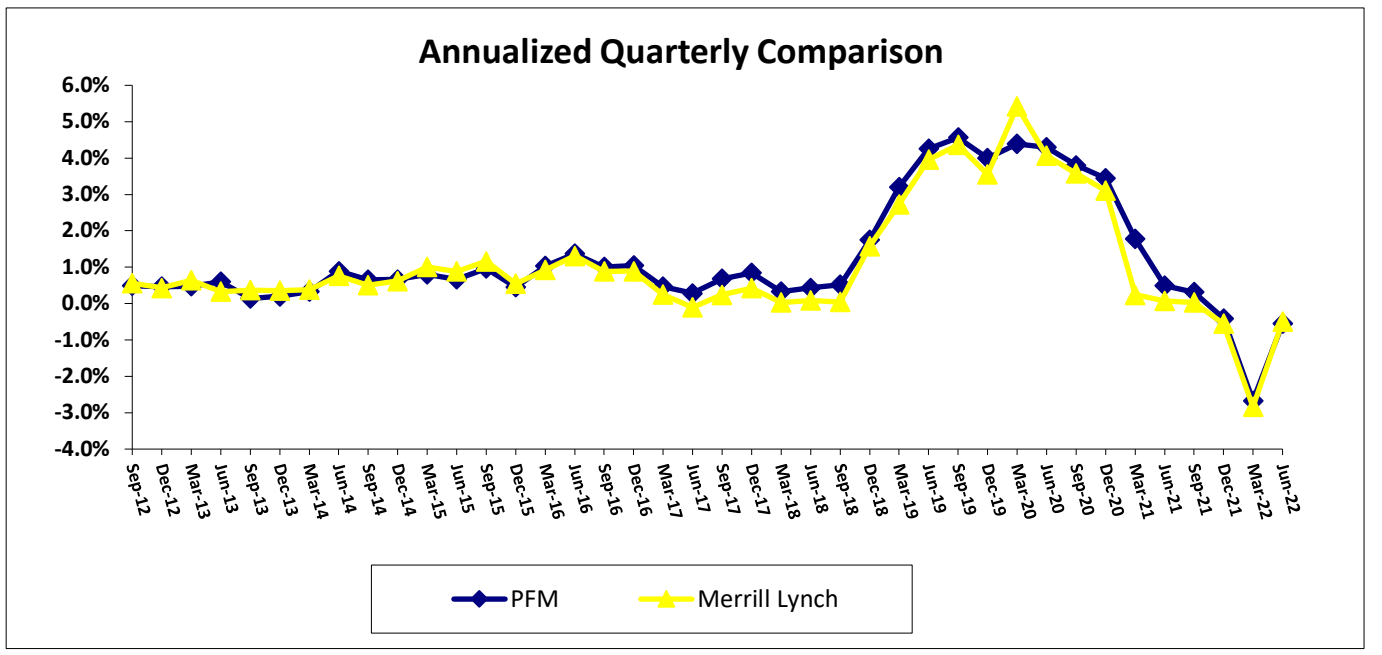

As of Quarter Ending	PFM 12 Month Return		Merrill Lynch 12 Month Return	
Sep-12		0.49%		0.56%
Dec-12		0.46%		0.43%
Mar-13		0.48%		0.64%
Jun-13		0.60%		0.33%
Sep-13		0.14%		0.37%
Dec-13		0.20%		0.36%
Mar-14		0.33%		0.38%
Jun-14		0.89%		0.76%
Sep-14		0.65%		0.50%
Dec-14		0.66%		0.62%
Mar-15		0.80%		1.00%
Jun-15		0.67%		0.88%
Sep-15		0.96%		1.16%
Dec-15		0.45%		0.54%
Mar-16		1.03%		0.92%
Jun-16		1.37%		1.31%
Sep-16		1.00%		0.88%
Dec-16		1.05%		0.89%
Mar-17		0.46%		0.25%
Jun-17		0.28%		-0.11%
Sep-17		0.68%		0.24%
Dec-17		0.84%		0.42%
Mar-18		0.33%		0.03%
Jun-18		0.43%		0.08%
Sep-18		0.52%		0.04%
Dec-18		1.75%		1.58%
Mar-19		3.20%		2.72%
Jun-19		4.26%		3.96%
Sep-19		4.56%		4.36%
Dec-19		4.00%		3.55%
Mar-20		4.39%		5.42%
Jun-20		4.30%		4.07%
Sep-20		3.80%		3.58%
Dec-20		3.44%		3.10%
Mar-21		1.78%		0.24%
Jun-21		0.49%		0.07%
Sep-21		0.32%		0.03%
Dec-21		-0.41%		-0.55%
Mar-22		-2.67%		-2.84%
Jun-22		-0.55%		-0.50%
Sep-22		N/A		N/A

Information Not Available

Note: These percentages include the yield at cost and current market gain (or loss) so results can be significantly higher or lower than the yield at cost due to volatile market behavior.

PADRE DAM MUNICIPAL WATER DISTRICT

September 30, 2022

I. California Bank Loan Financial Requirements:

	Minimum Required	September 30, 2022	Meets Loan Requirement
(a) Minimum DSC Ratio			
Operating Income before interest, depreciation & amortization		$ 20,928,283	
Annual Debt Service		$ 4,313,906	
	1.5 to 1	**4.9 to 1**	**YES**
(d) Maximum Total Debt to Tangible Net Worth Ratio			
Total Liabilities		$ 96,076,205	
Total Fund Equity (Assets - Liabilities)		$ 324,827,904	
	.5 to 1	**0.3 to 1**	**YES**
(e) Minimum Cash and Investments			
Current Cash & Investments	**$ 7,500,000**	**$ 80,162,496**	**YES**

NOTE: Interest Rate on CB&T $5,000,000 loan is based on 61% of the prime rate.
Interest rate for the current month is 2.135%. (Current balance is $0)

II. Certificate of Participation (COP) Rate Covenant Ratio Requirements:

(a) "District Net Revenues" / (Annual Installment Payments + Debt Service on Parity Debt)

	Minumum Required	September 30, 2022	Meets COP Requirement
District Net Revenues (as defined in Official Statement)		$ 7,213,238	
Annual Installment Payments+Debt Service on Parity Debt		$ 1,078,477	
Resulting Ratio (minimum must be met on annual basis)	**1.2 to 1**	**6.7 to 1**	**YES**

(b) "District Net Revenues" - (Rate Stabilization and Capital Repl Funds) / (Annual Installment Payments + Debt Service on Parity Debt)

	Minimum Required	September 30, 2022	Meets COP Requirement
District Net Revenues, excluding Rate Stab and Capital Repl Funds		$ 7,038,332	
Annual Installment Payments+Debt Service on Parity Debt		$ 1,078,477	
Resulting Ratio (minimum must be met on annual basis)	**1.05 to 1**	**6.53 to 1**	**YES**

(c) "Water System Net Revenues" / (Annual Installment Payments on Water System Debt + Debt Service on Water System Parity Debt)

	Minimum Required	September 30, 2022	Meets COP Requirement
Water System Net Revenues (as defined in Official Statement)		$ 5,098,360	
Annual Installment Payments+Debt Service on Parity Debt (WATER SYSTEM ONLY)		$ 854,622	
Resulting Ratio (minimum must be met on annual basis)	**1.00**	**5.97**	**YES**

PADRE DAM MUNICIPAL WATER DISTRICT

GLOSSARY OF TERMS

AGENCIES:

Debt instrument(s) issued by US Government agencies, departments, and government-sponsored corporations. Some agencies have a direct government guarantee, others have an implied government guarantee. All agency securities are of the highest credit quality.

AMORTIZED COST:

The original cost of the principal adjusted for the periodic reduction of any discount or premium from the purchase date until the date of the report.

BANKERS ACCEPTANCE:

This is an investment instrument issued by a bank, guaranteeing the payment of a customer's drafts for a stated amount for a specified period. It substitutes the bank's credit for the buyer and eliminates the seller's risk. This security is created out of a trade transaction.

BOOK VALUE:

The amount paid for the security inclusive of any accrued interest and premium/discount, and inclusive of any amortized premium/discount. A security that has a book value in excess of face value was purchased with accrued interest or at a premium; thus, the yield-to-maturity on the security will be the same as or less than the stated rate. A security that has a book value less than face value was purchased at a discount; thus, the yield to maturity will always be in excess of the stated rate.

CERTIFICATES OF DEPOSIT:

A security instrument representing specific cash deposits in commercial banks, having varying maturities and yields based on size and maturity. This security has pooled collateral pledged against the deposit.

COMMERCIAL PAPER:

Primarily used by large corporations to finance receivables. Commercial paper is a short term, unsecured promissory discount note that usually pays interest at maturity.

COUPON:

The interest rate on a debt security that an issuer promises to pay.

DAYS TO MATURITY:

The number of days remaining from the reporting date until the maturity of the security on a weighted average basis.

DURATION:

A measure of the sensitivity of a security's price to a change in the market value. Values from 1.0 to 3.0 are considered conservative. For example, a portfolio with a duration of 1.5 would increase 1.5% for every 1% decrease in market.

MARKET % OF PORTFOLIO:

The percentage of each security type as compared to total investments.

MARKET VALUE:

The current market value of the security. This is based on the price a security can be traded in the market at the close of the month.

MATURITY DATE:

The date in which the security matures. With managed pool accounts and passbook/checking accounts there are no maturity dates as these accounts are ongoing.

NEGOTIABLE CERTIFICATES OF DEPOSIT:

Securities that are issued by major international and domestic banks and are similar to certificates of deposits purchased at a local bank; however, unlike collateralized certificates of deposit they are liquid with an active secondary market for strong issuers.

PAR VALUE:

The stated maturity value of a security or remaining face amount.

PURCHASE DATE:

The day in which the security was delivered to the Authority's safekeeping account.

TREASURY BILL:

Obligations issued by the United States Treasury with a maturity of under one year and having virtually no risk.

TREASURY NOTE:

Obligations issued by the United States Treasury with a maturity ranging from one to ten years, paying interest semiannually and having virtually no risk.

UNREAL G/L ON BOOK:

The unrealized gain or loss on book is the difference between the amortized cost of the security as of the report date and the market value.

YTM AT COST:

The yield to maturity at cost is the rate of return based on the original cost, the annual interest receipts, maturity value and the time period from purchase date to maturity.

YTM AT MARKET:

The yield to maturity at market is the rate of return based on the current market value, the annual interest receipts, the maturity value and the time period remaining until maturity.